


Some Alaska Oil and Gas Numbers

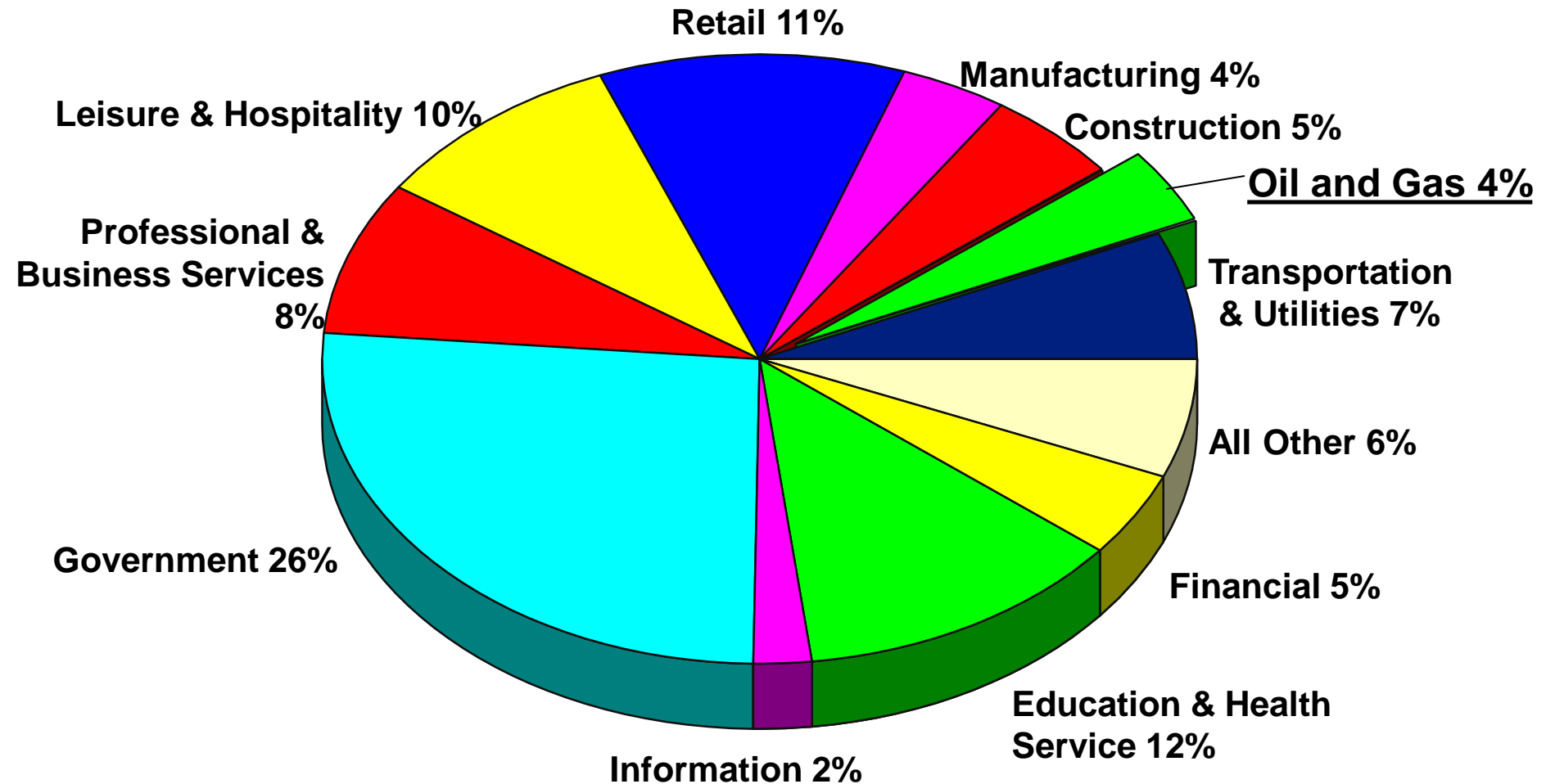
The Alaska Support Industry Alliance
April 28, 2011



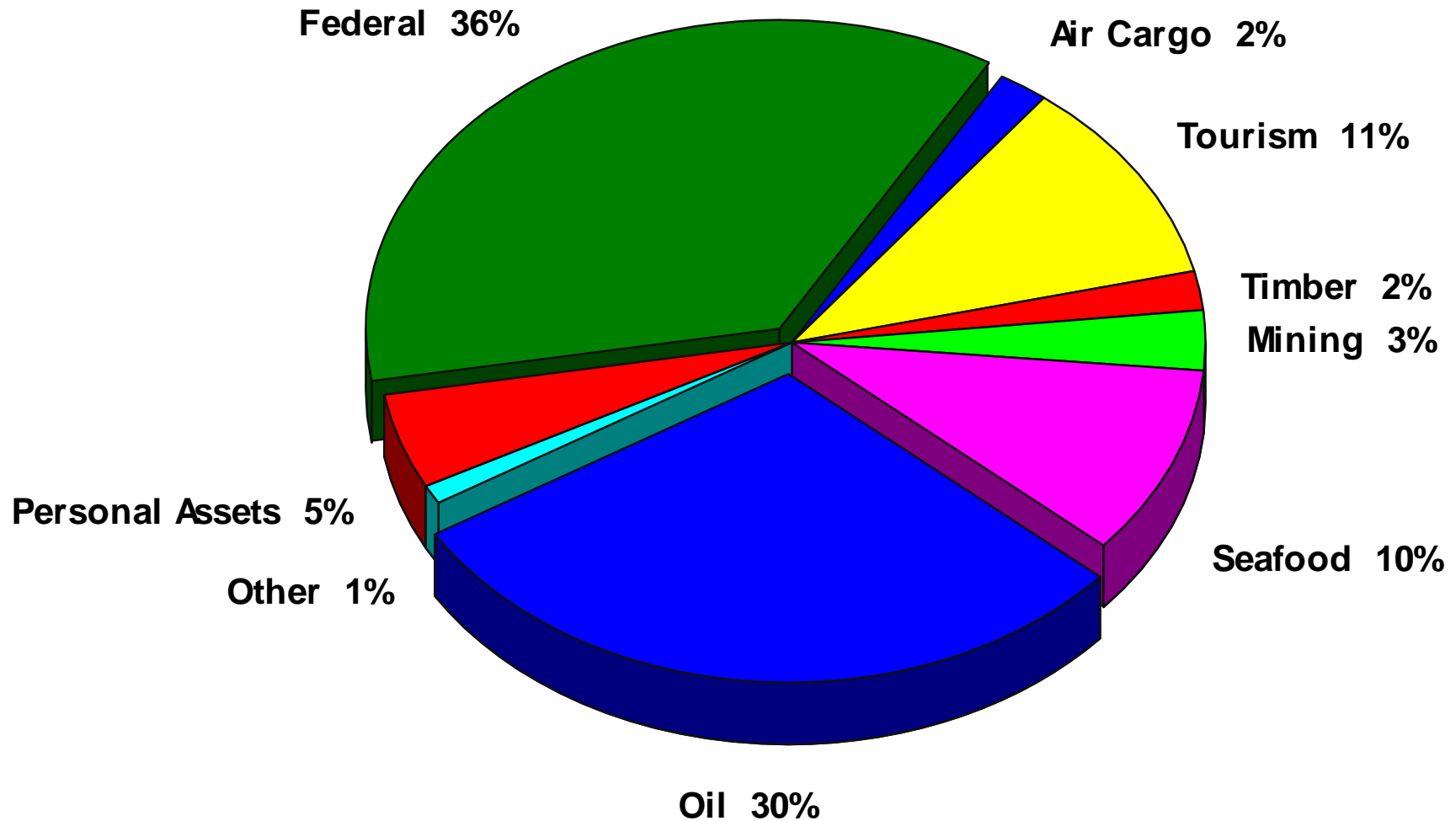
**Alaska Department of Labor and Workforce Development,
Research Section
Neal Fried, Economist**



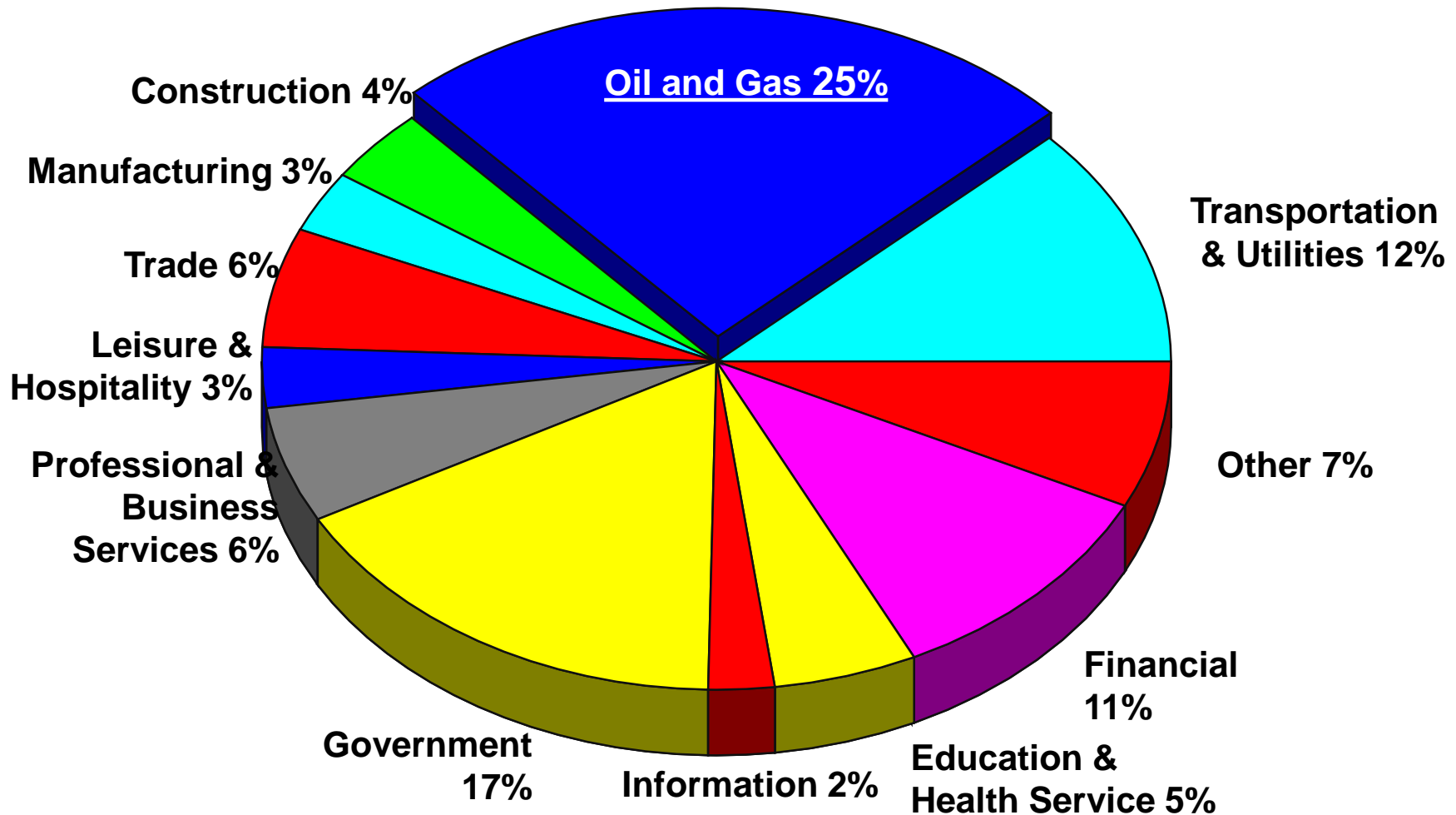
A Breakdown Of Alaska's Wage And Salary Employment-2009



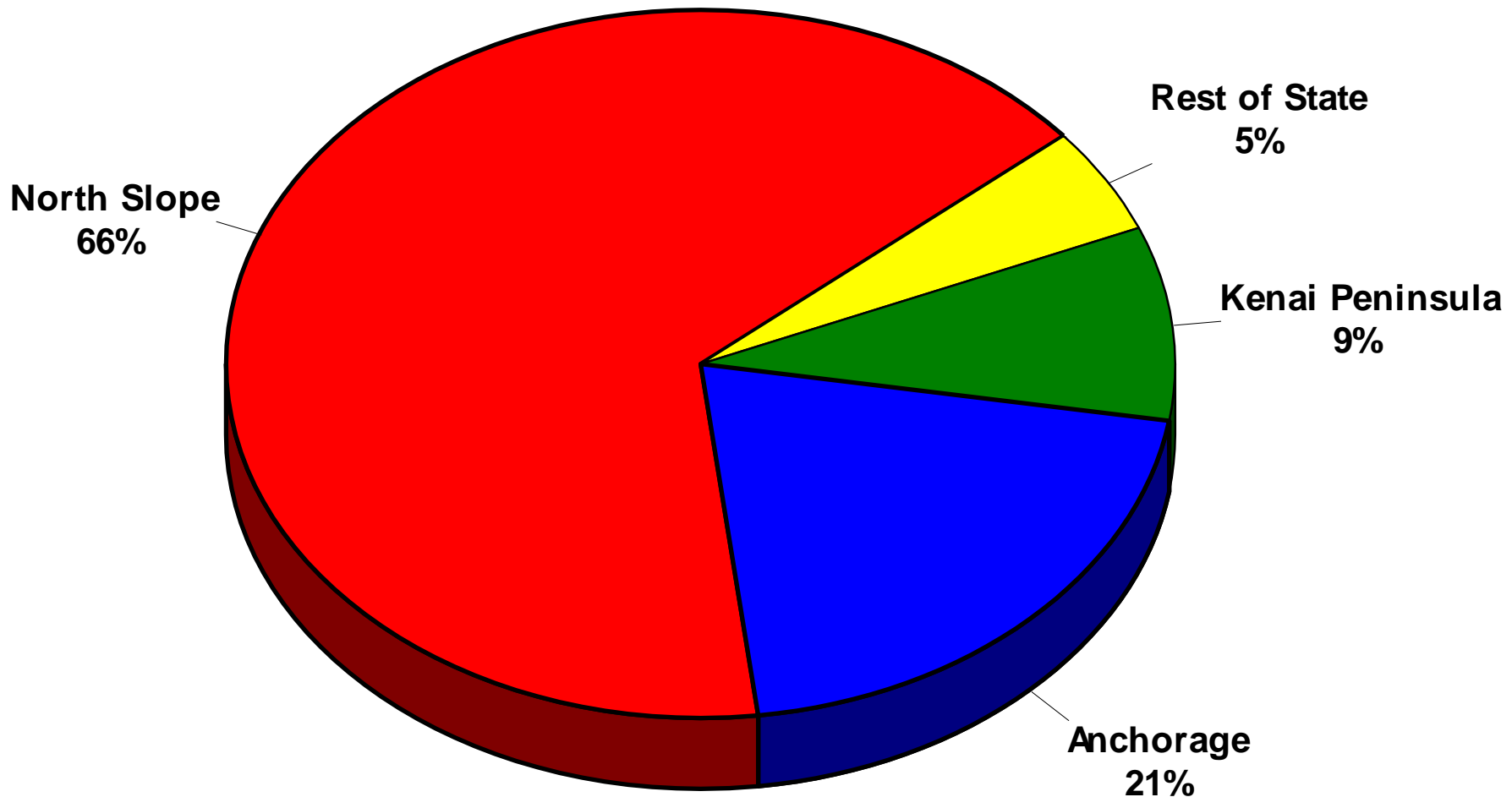
Alaska's Economic Drivers



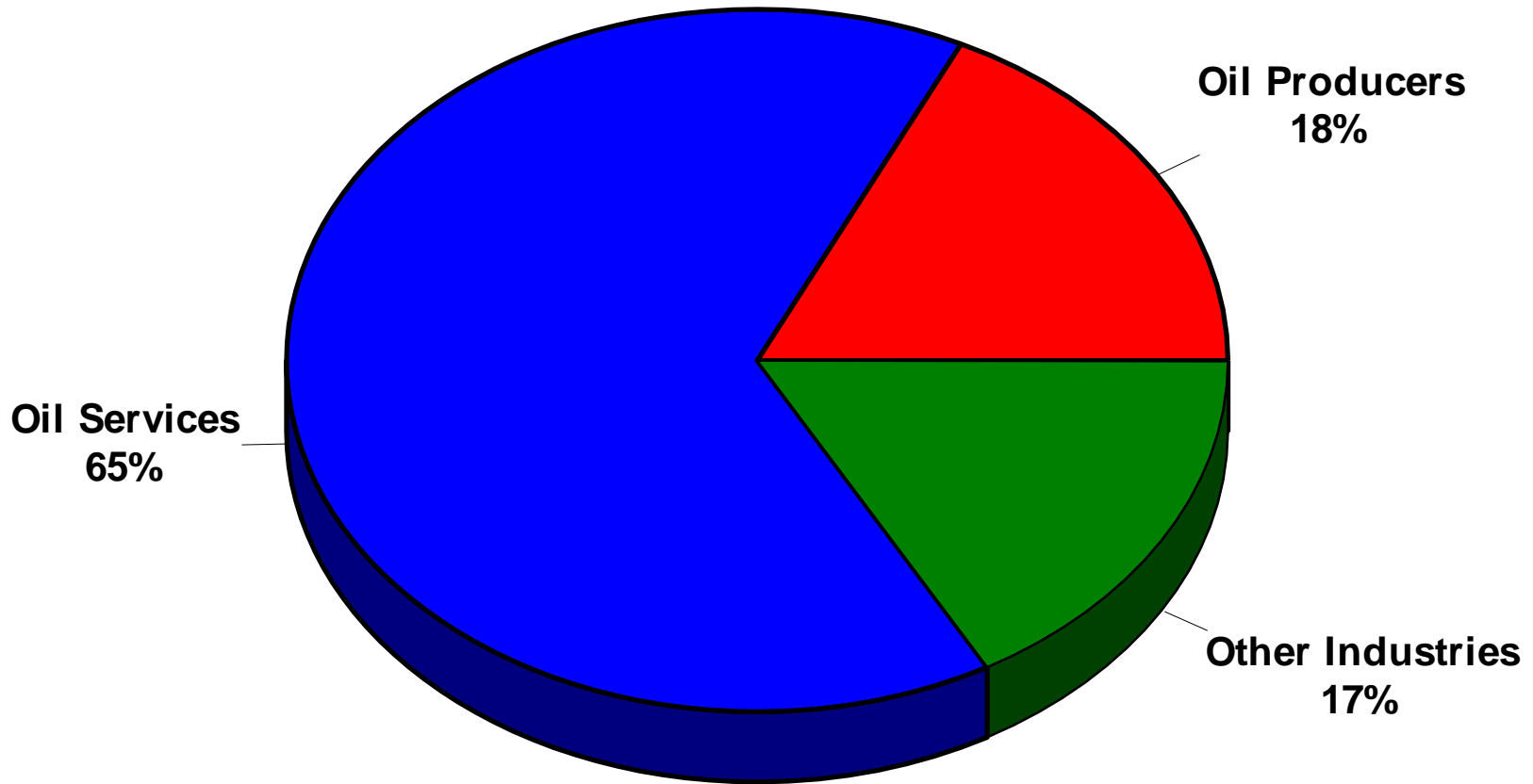
Oil and Gas-A Large Slice Of Alaska's Gross State Product



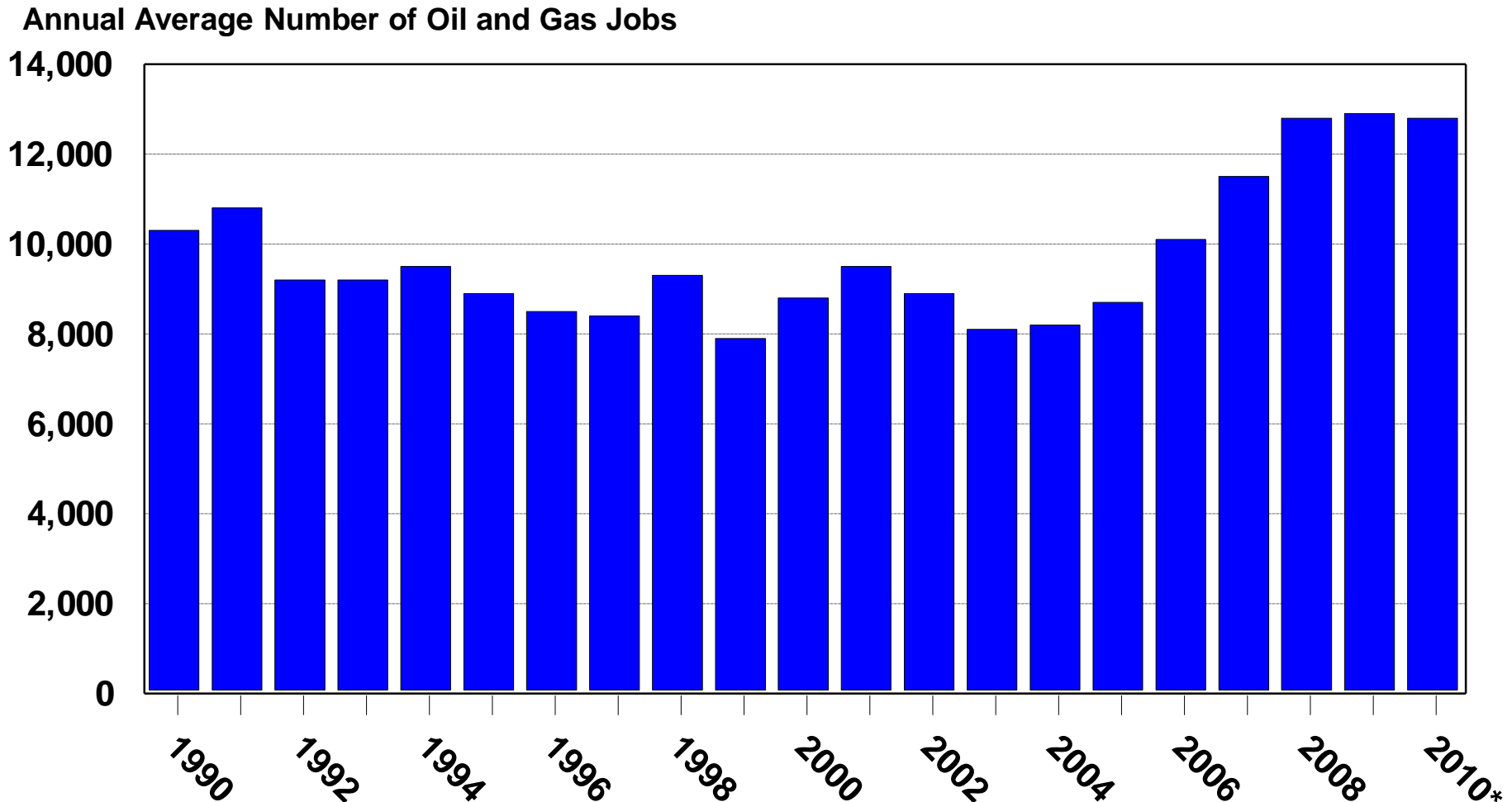
Where Is Alaska's Oil And Gas Employment - 2009



The Breakdown of Prudhoe Employment - 2009



Alaska Oil and Gas Employment

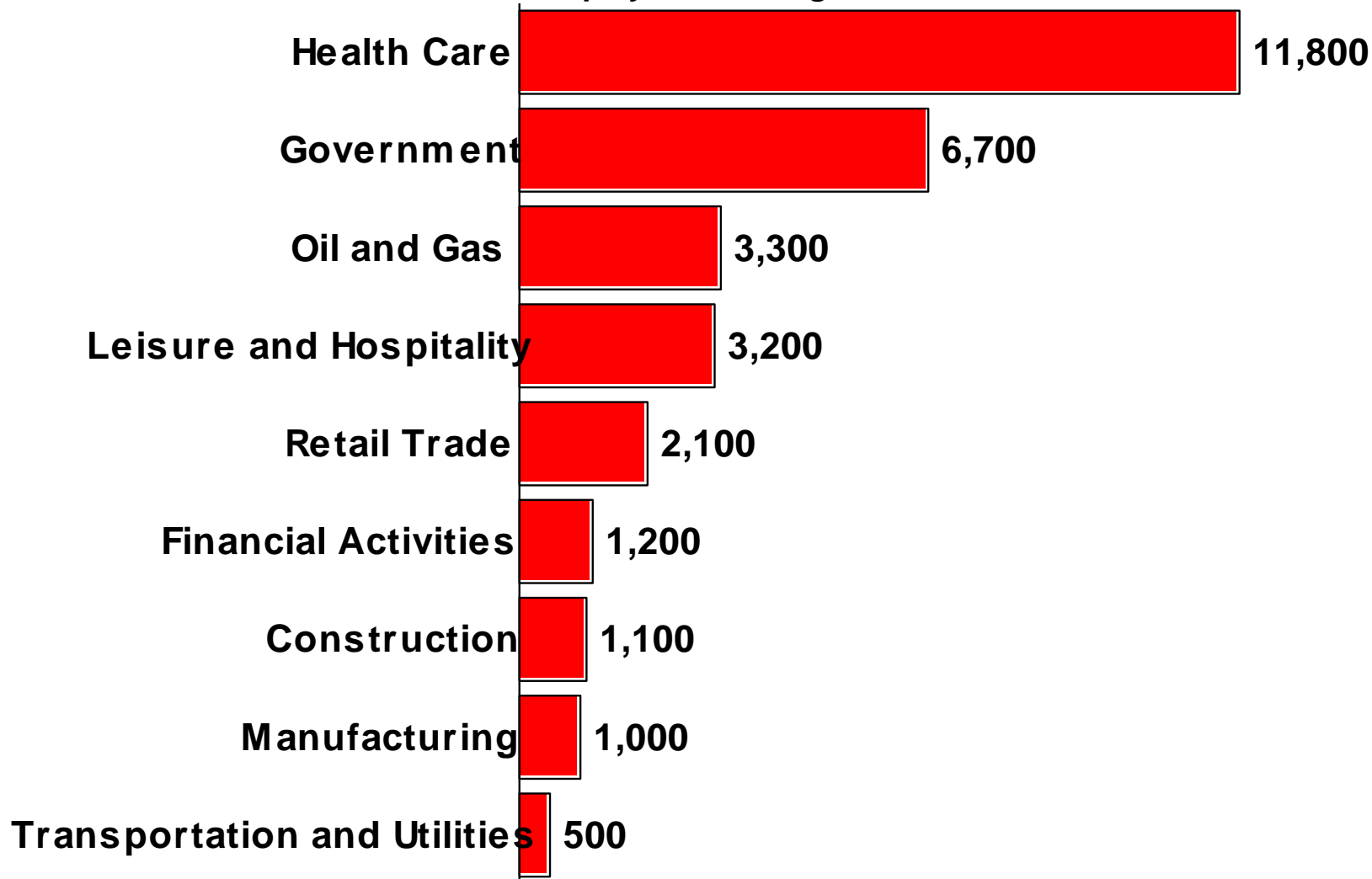


*preliminary

Source: Alaska Department of Labor and Workforce Development, Research and Analysis Section, U.S. Department of Labor, Bureau of Labor Statistics

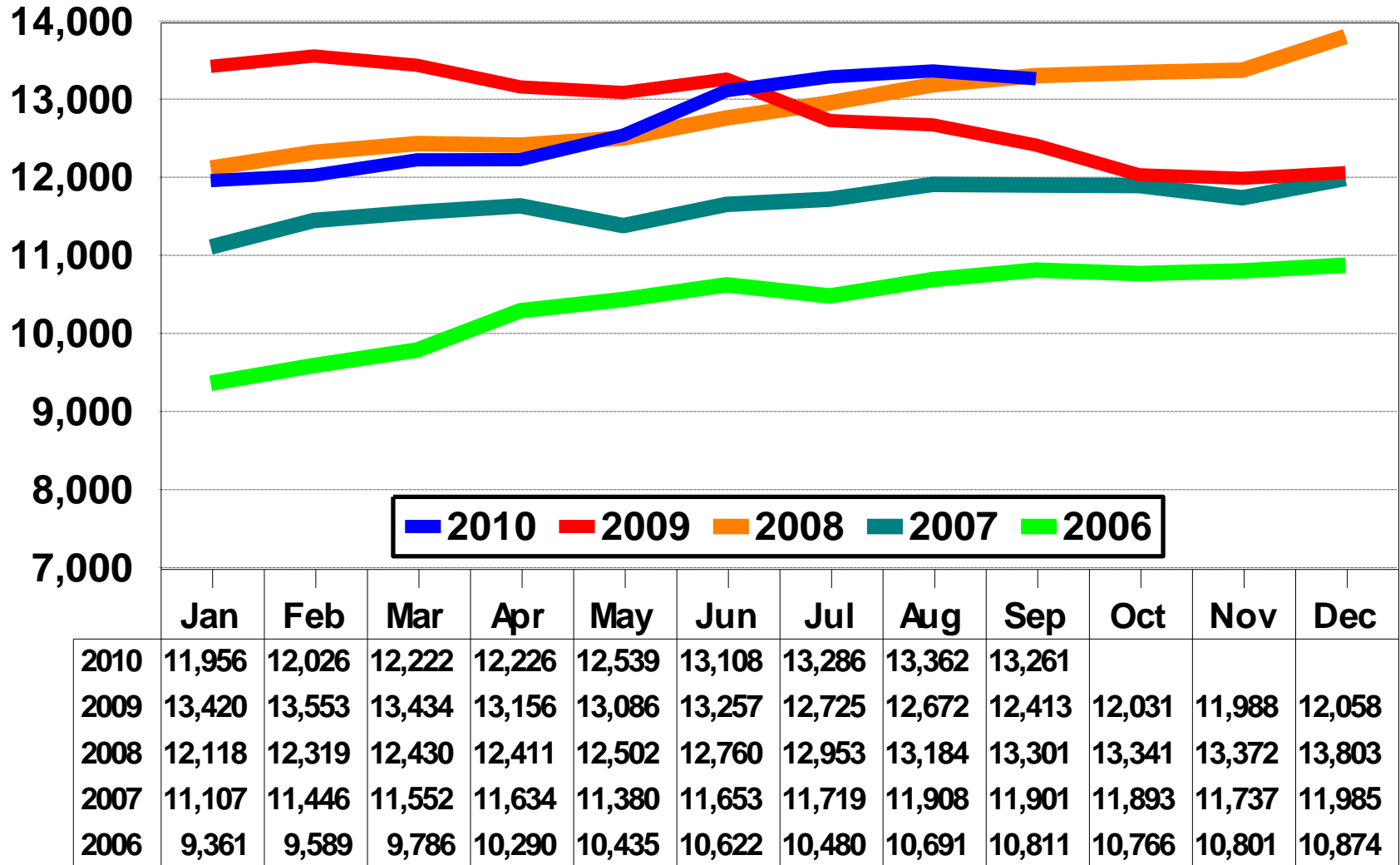
Employment Growth

Employment Change 2001-2010



Oil Industry Employment In Alaska

Oil Industry Employment



Note: Data for the last three months of 2010 are not available

Source: Alaska Department of Labor and Workforce Development, Research and Analysis Section and U.S. Bureau of Labor Statistics, QCEW

**Alaska Oil Industry
Regular UI Claimants
CY2000-CY2010**

Industry	2010	2009	2008	2007	2006	2005	2004	2003	2002	2001	2000
All Oil Industry	2,540	2,708	1,362	1,084	904	1,195	1,589	2,607	2,681	1,680	1,561
Intrastate	2,058	2,215	1,208	928	793	1,025	1,327	2,131	2,186	1,361	1,296
Interstate	482	493	154	156	111	170	262	476	495	319	265
Weeks Paid to Claimants	28,688	35,879	15,283	11,090	9,017	13,288	16,950	31,406	33,955	18,202	16,259
Oil and Gas Extraction	71	63	12	17	27	38	77	120	181	177	143
Intrastate	57	51	10	14	22	31	61	88	125	112	87
Interstate	14	12	2	3	5	7	16	32	56	65	56
Weeks Paid to Claimants	965	861	115	151	367	518	1,137	1,569	2,738	2,981	1,567
Support Activities for Drilling Oil & Gas Wells	332	413	188	153	121	154	201	336	409	97	268
Intrastate	255	341	170	135	109	140	168	266	317	78	238
Interstate	77	72	18	18	12	14	33	70	92	19	30
Weeks Paid to Claimants	3,738	6,136	1,920	1,554	1,044	1,382	2,113	3,810	5,195	834	2,571
Support Activities for Oil & Gas Operations	2,137	2,232	1,162	914	756	1,003	1,311	2,151	2,091	1,406	1,150
Intrastate	1,746	1,823	1,028	779	662	854	1,098	1,777	1,744	1,171	971
Interstate	391	409	134	135	94	149	213	374	347	235	179
Weeks Paid to Claimants	23,985	28,882	13,248	9,385	7,606	11,388	13,700	26,027	26,022	14,387	12,121
All Industries	63,453	58,325	45,281	47,718	51,521	52,775	58,138	60,502	57,602	53,318	54,195
Intrastate	50,312	47,912	38,136	39,962	43,098	43,962	48,353	50,194	48,009	44,467	45,111
Interstate	13,141	10,413	7,145	7,756	8,423	8,813	9,785	10,308	9,593	8,851	9,084

Intrastate: Claims made by people residing within Alaska.

Interstate: Claims made by people residing in other states who worked in Alaska, and for which Alaska is at least partly liable for unemployment compensation.

Prepared by: Alaska Department of Labor and Workforce Development, Research and Analysis Section, April 8, 2011

Alaska's Largest Oil And Gas Employers-From Trends 100 List

Oil and Gas Extraction and Oilfield Services	
ASRC Energy Services	2,250 to 2,499
BP Exploration	1,750 to 1,999
CH2MHill	"
ConocoPhillips	1,000 to 1,249
Nabors Alaska Drilling	500 to 749
Schlumberger Technologies	"
Udelhoven Oilfield Systems	"
Peak Oilfield Service Company	250 to 499
NORCON	"
Chevron	"
Halliburton	"
Doyon Drilling	"

What Industry Earnings Look Like In Alaska





For more information contact:

Alaska Department of Labor and Workforce Development

Research and Analysis Section

Neal Fried, Economist

Phone: 907.269.4861

E-mail: neal.fried@alaska.gov