

# The Politics of Climate Change

Dr David Evans

Alaska, September 2012

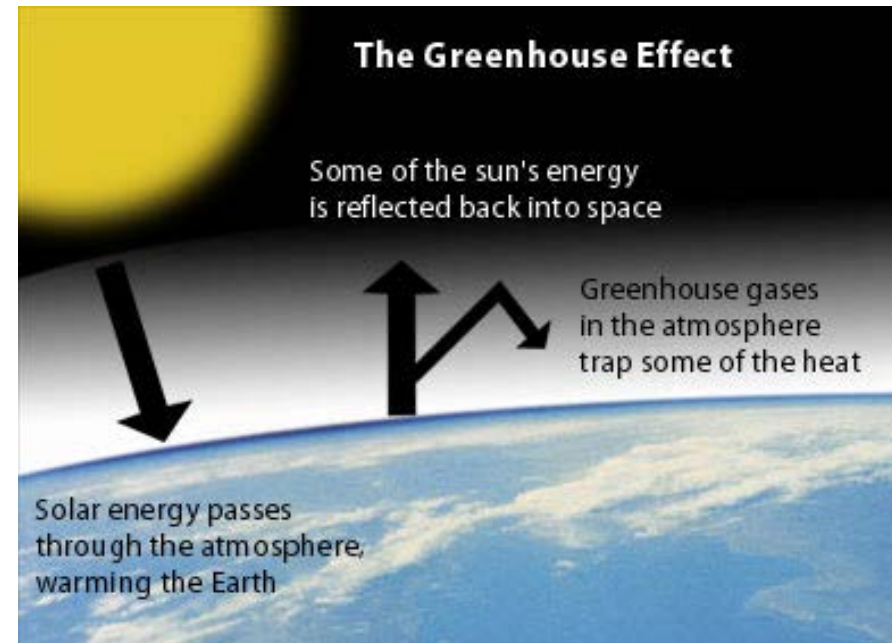
# Dr David Evans

- Australian Greenhouse Office (part of the Australian Government), 1999 – 2005, main modeler of carbon in Australia's biosphere.
- 6 university degrees, PhD from Stanford in Electrical Engineering.
- My wife runs the 4<sup>th</sup> biggest climate website in the world on the skeptical side, [joannenova.com.au](http://joannenova.com.au)

# 1. Serious Scientists Say

# Direct Effect of CO<sub>2</sub>

- Well-established physics.
- Based on laboratory results.
- Known for over a century.
- Each time the CO<sub>2</sub> concentration doubles, the surface warms up by 1.1°C.



# Feedbacks

- The earth reacts to this extra heat in many ways that in turn affect temperature.
- Called “feedbacks”.
- Some feedbacks cause more warming, some cause cooling.

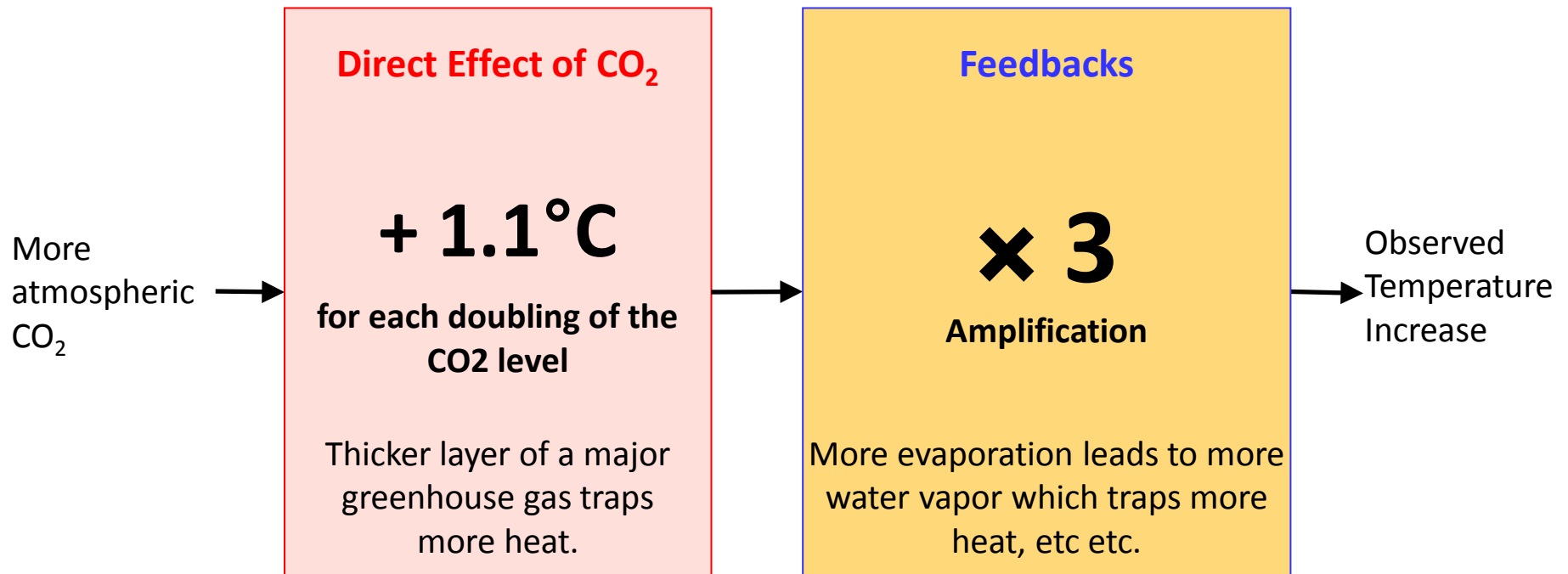


# How Much Warming?

- Model the effect of extra CO<sub>2</sub> in two stages:
  1. Direct effect of the CO<sub>2</sub> causes a certain amount of warming.
  2. A host of feedbacks individually reinforce or oppose that warming, in sum either *amplifying* or *dampening* it.
- This is important because ***there is no direct evidence for how much the CO<sub>2</sub> raises the global temperature***. It is all based on calculations/models.

## 2. What the Government Climate Scientists Say

# The Climate Models



If CO<sub>2</sub> doubles (2070-2100), the temperature increase will be  
 $1.1^{\circ}\text{C} \times 3 = 3.3^{\circ}\text{C}$ .



# Amplification

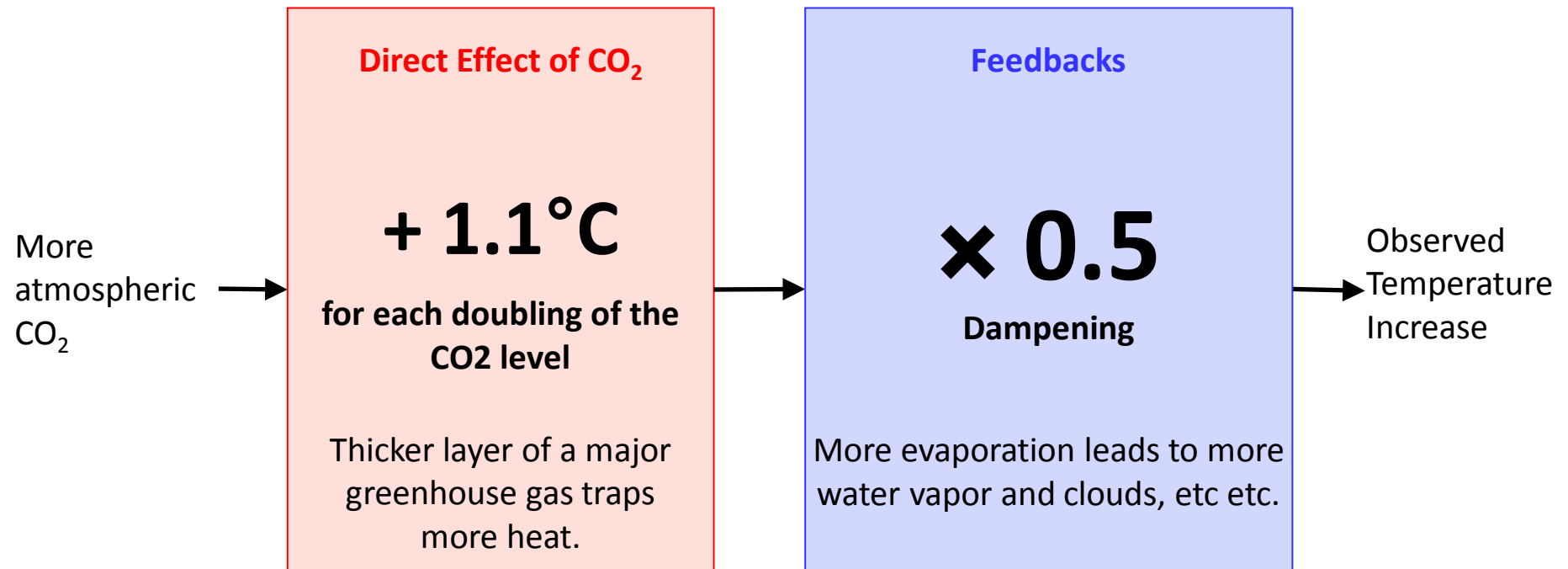
- Guess made around 1980: the dominant feedback is
  - More CO<sub>2</sub> direct-effect warming
    - more evaporation
    - more water vapor
    - more warming (water vapor is the main greenhouse gas).
- Amount of amplification estimated by *assuming* all warming since 1750 due to CO<sub>2</sub>.



Brian Roemmele

# 3. What the Skeptical Scientists Say

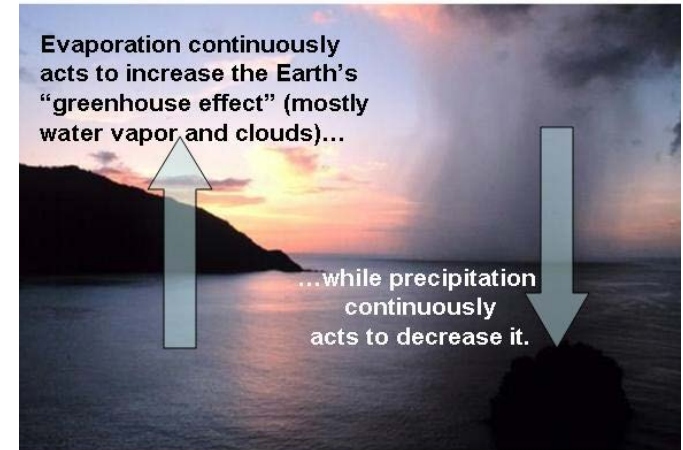
# The Skeptic's View



If CO<sub>2</sub> doubles, temperature increase will be  
 $1.1^{\circ}\text{C} \times 0.5 \approx 0.6^{\circ}\text{C}$ .

# Dampening

- Dominant feedback is
  - More CO<sub>2</sub> direct-effect warming
    - more evaporation
    - more water vapor
    - more clouds
    - some cooling (clouds reflect sunlight back into space) and more rain.
- If feedbacks amplify by less than 3, something else has been warming the planet since 1680.



Dr Roy Spencer



The Global Cooling Project

# 4. What the Data Says

# Climate Models vs. Data

- Climate models essentially same for 30 years.
- Detail increased with computer power, but sensitivity to CO<sub>2</sub> roughly constant.
- Let's get empirical: Let's check the main predictions of the climate models against the best data.



# Warning: Forbidden Data

- The data up next is:
  - Impeccably sourced
  - From our best instruments
  - Publically available.
  
- None of it has ever appeared anywhere in the mainstream media.



# Air Temperature Data

- Satellites measure temperature of air above ground.
- All land and all ocean (except near poles).
- Unbiased.
- From 1979.
- Early problems with calibration long since resolved.



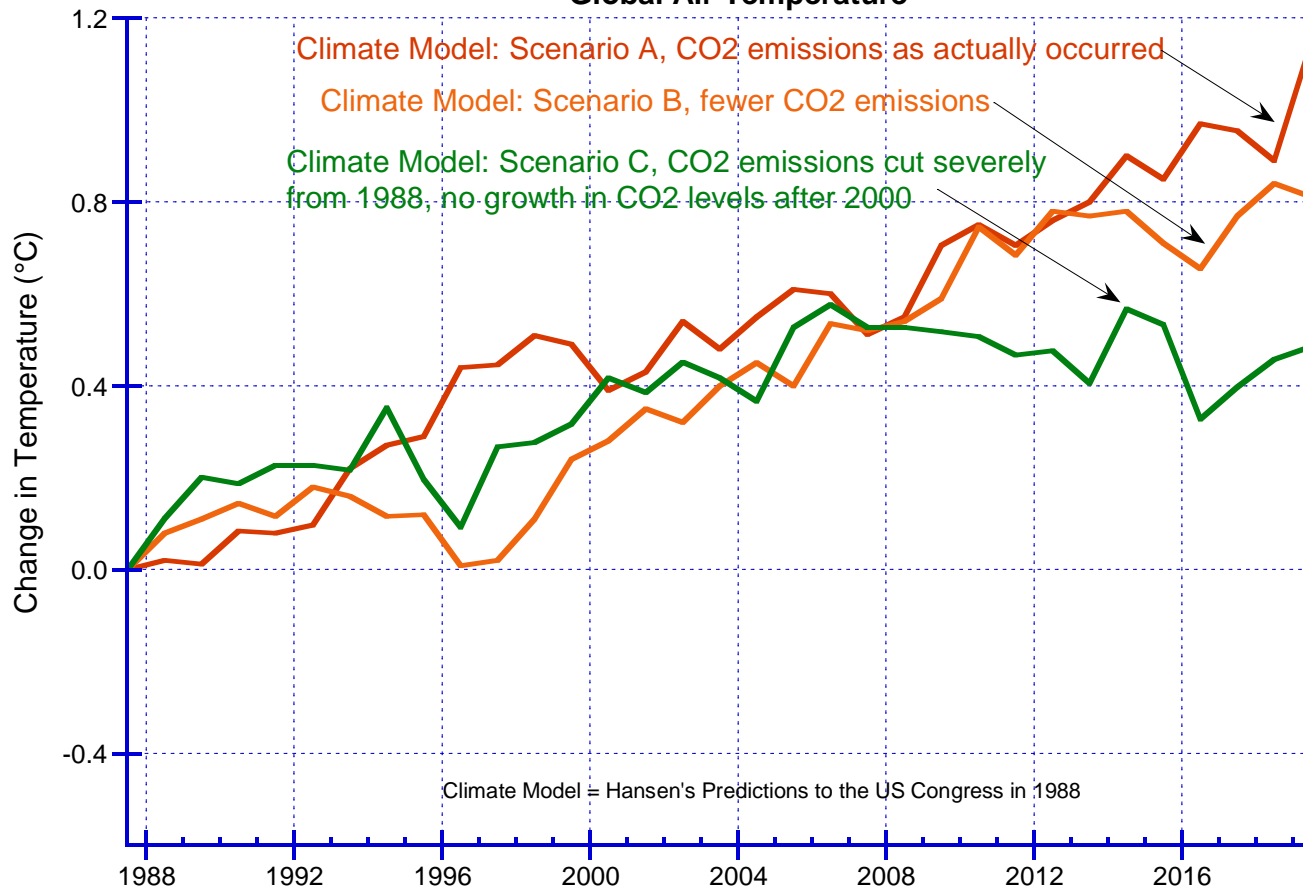
NASA's Aqua Satellite

NASA



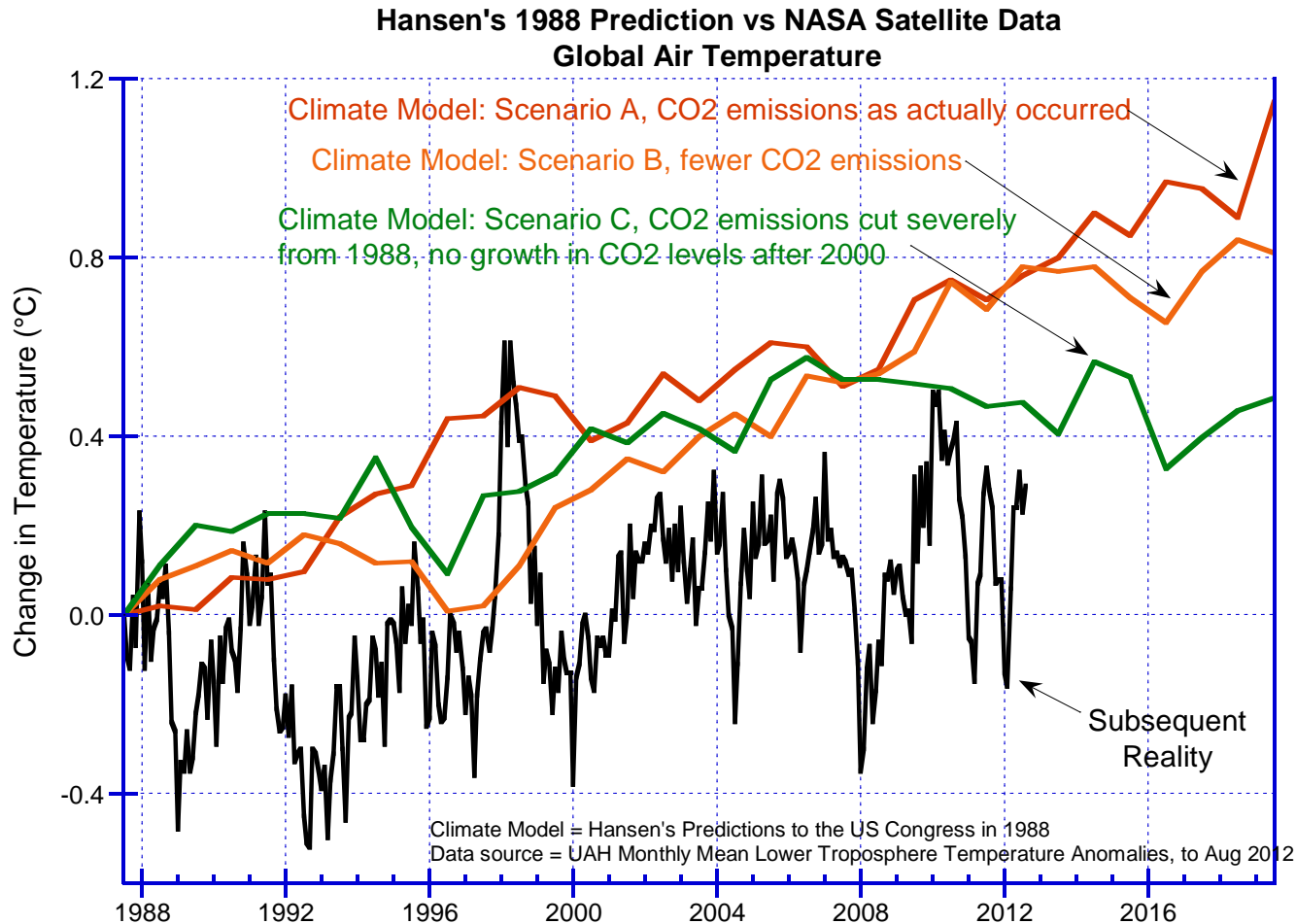
# Air Temperature Prediction

Hansen's 1988 Prediction vs NASA Satellite Data  
Global Air Temperature



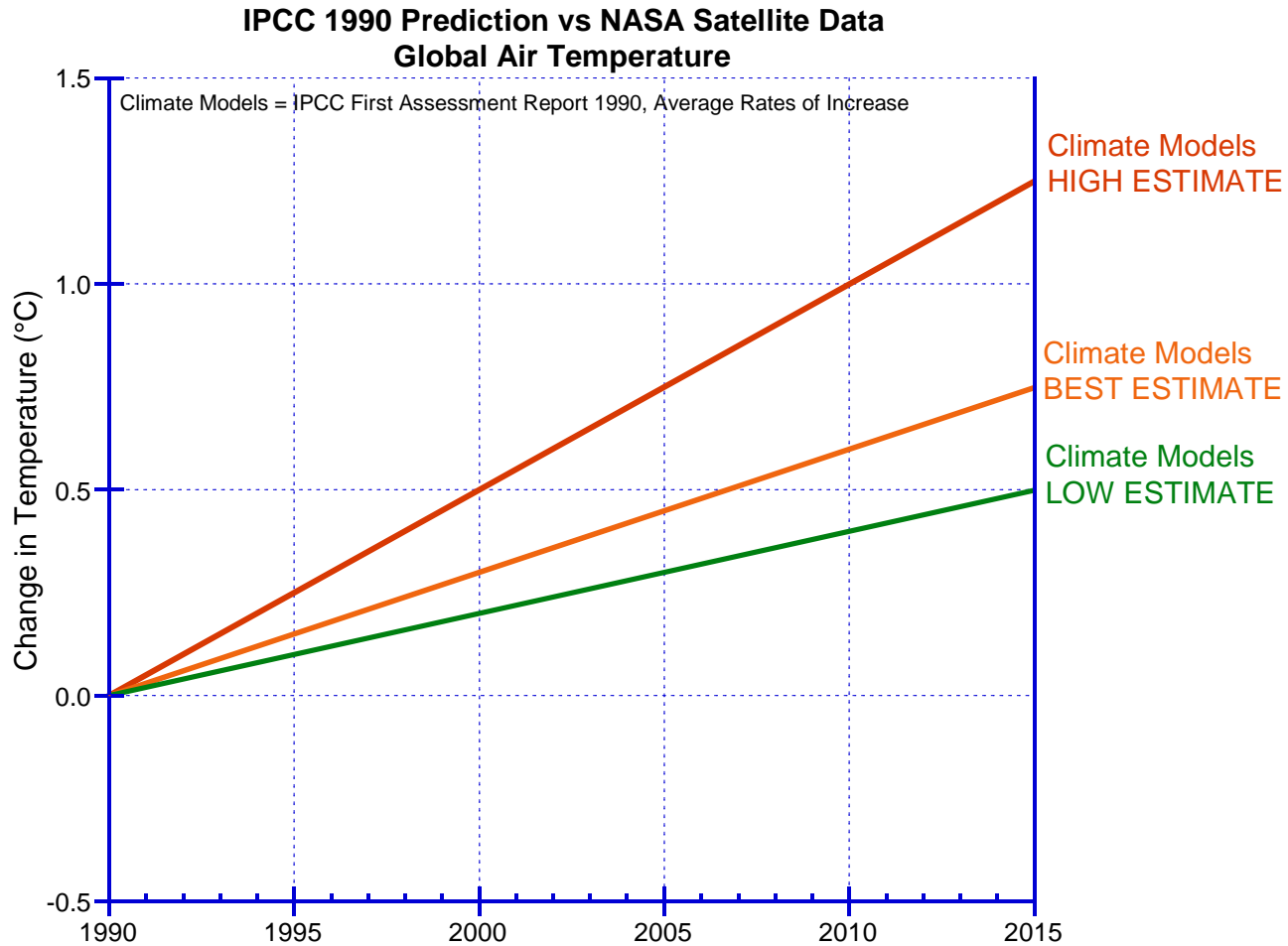
James Hansen, the father of global warming, before the US Congress in 1988.

# Air Temperature Data

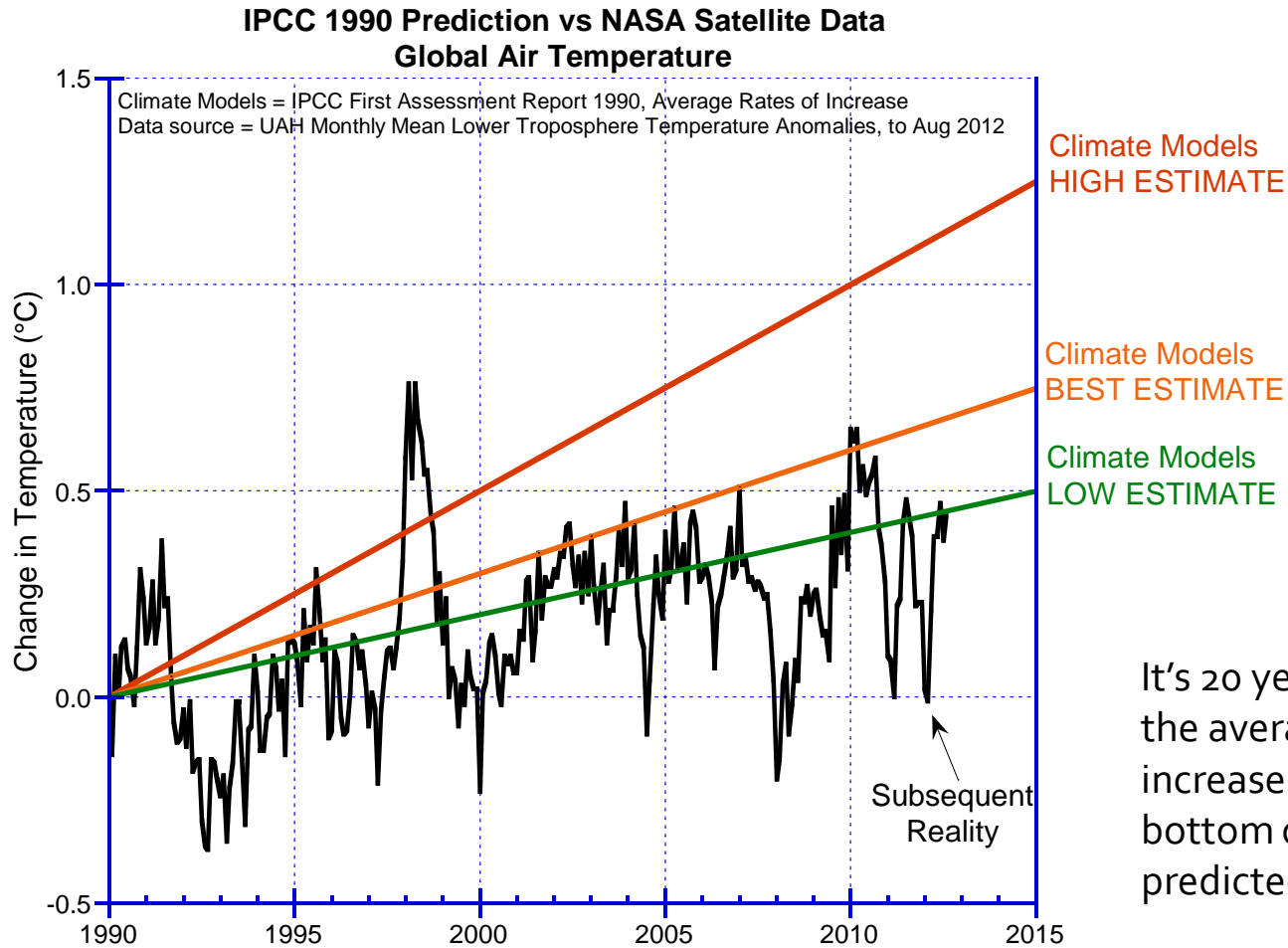


James Hansen before the White House in 2011.

# Air Temperature Prediction



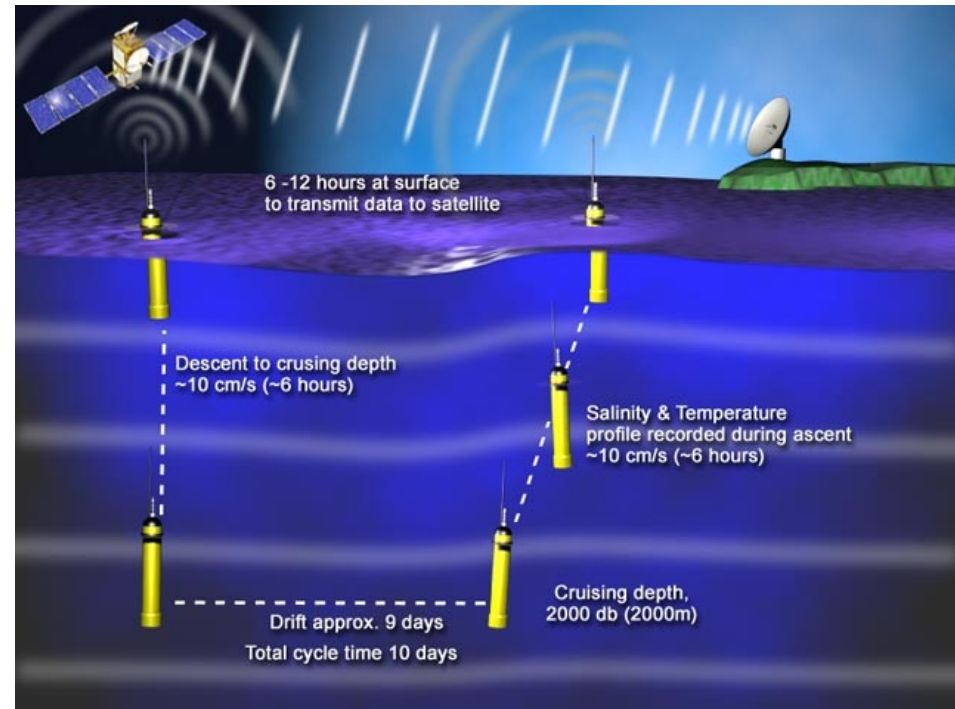
# Air Temperature Data



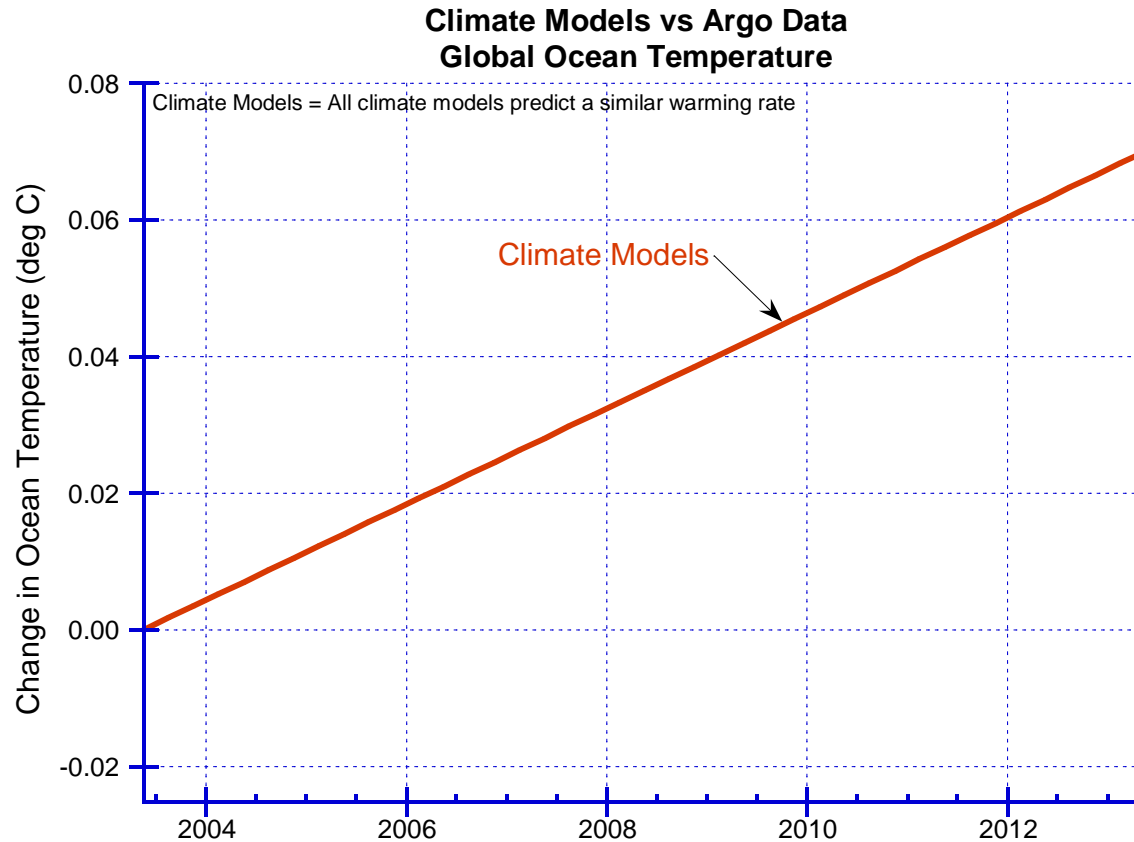
It's 20 years now, and the average rate of increase is below the bottom of the range predicted by the IPCC.

# Ocean Temperature

- Oceans hold the vast bulk of the heat in the climate system.
- Only measured properly since Argo started in mid-2003.
- 3,000+ Argo floats cover all the world's oceans.
- Data before Argo is almost worthless.

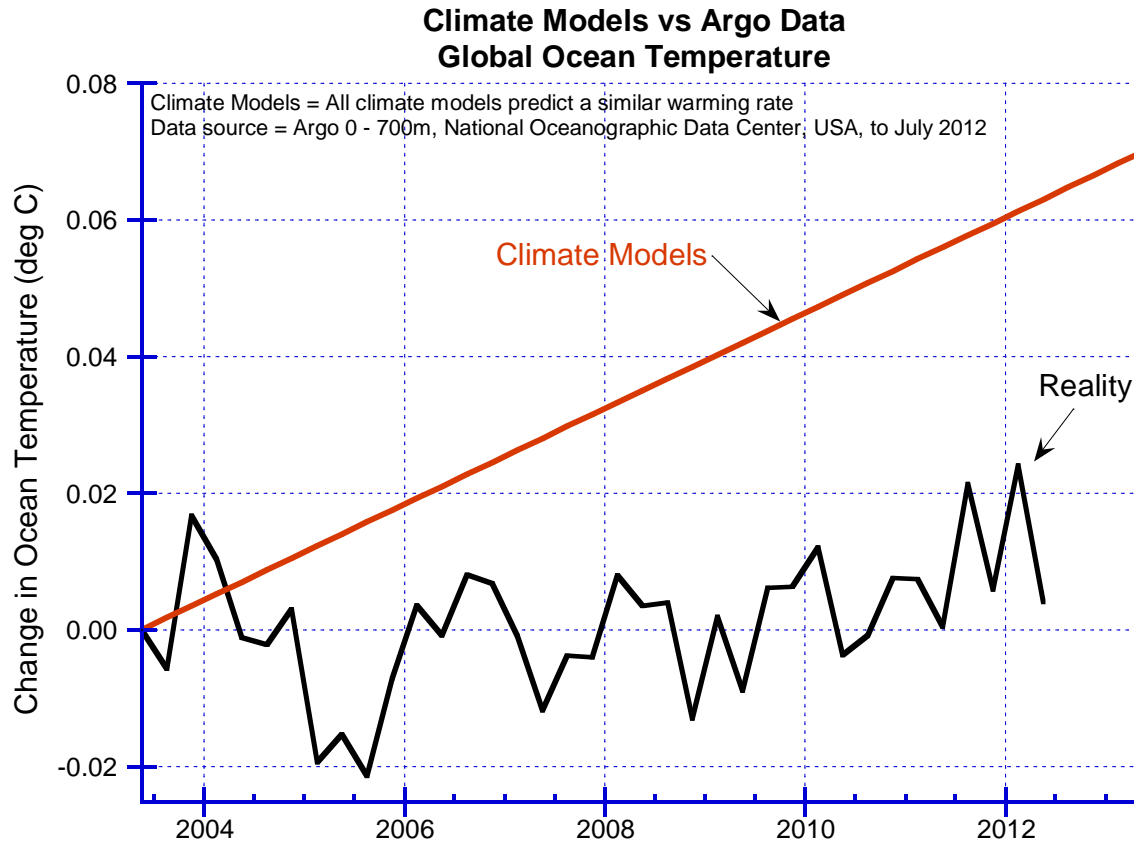


# Ocean Temperature Prediction



Ocean temperature has only been properly since the 3,000+ Argo buoys were deployed in 2003. Before that sampling was sparse, by thermometers in buckets and diving darts (XBTs) that had huge uncertainties compared to the possible temperature changes. Ocean heat content converted to temperature using  $10^{22}$  Joules = 0.01C.

# Ocean Temperature Data



Ocean temperature has only been properly since the 3,000+ Argo buoys were deployed in 2003. Before that sampling was sparse, by thermometers in buckets and diving darts (XBTs) that had huge uncertainties compared to the possible temperature changes. Ocean heat content converted to temperature using  $10^{22}$  Joules = 0.01C.

# Atmospheric Hotspot

- Climate models all predict a particular atmospheric warming pattern, a warming in the tropics about 7 miles up.
- ***The "hotspot" is due to the assumed amplification,*** theoretically caused by:
  - Extra evaporation and condensation.
  - Extra water vapor pushing upwards.



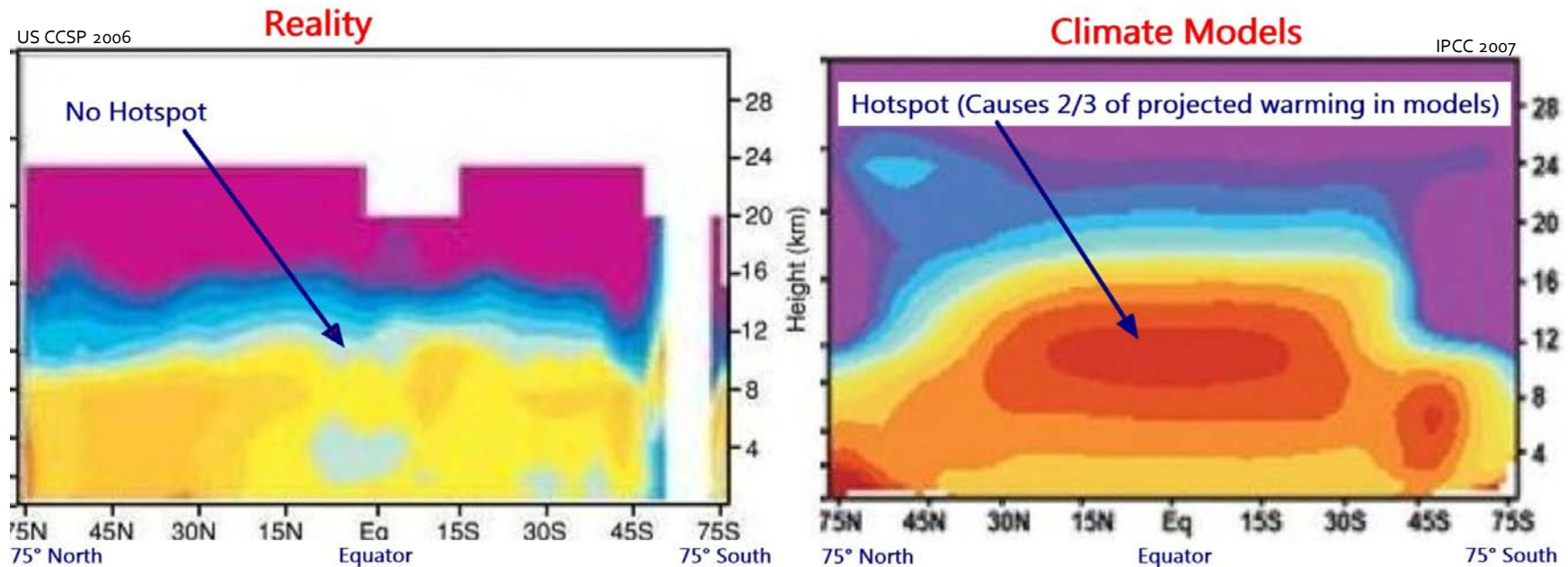
# Atmospheric Hotspot

- The presence of a hotspot would indicate amplification is occurring, and vice versa.
- Measuring atmospheric warming pattern since 1960's, with millions of weather balloons.
- Data not released until 2006, in an obscure place. *(Why?)*



# Atmospheric Hotspot

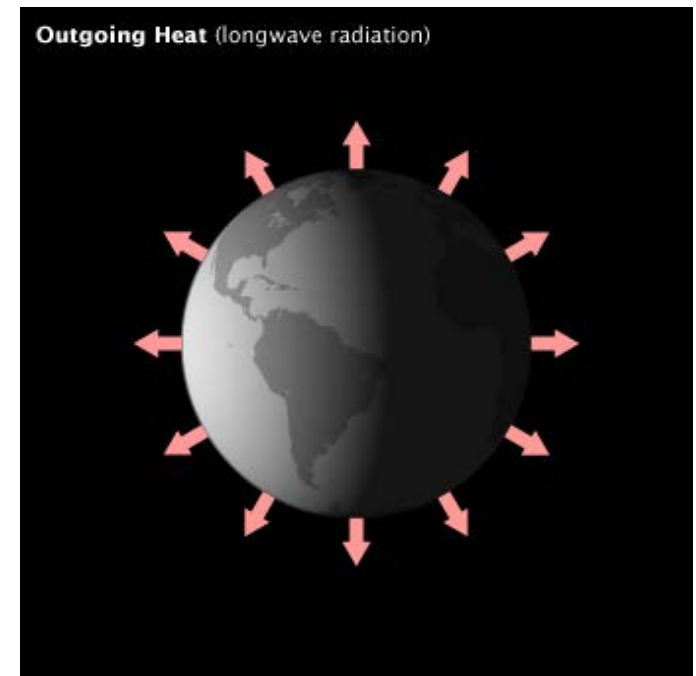
## Atmospheric Warming 1979 - 1999



There is no hotspot → so there is no amplification.  
Explains why climate models overestimate temperatures.


# Outgoing Radiation

- Climate models predict:
  - Warmer surface of the earth
    - *less* heat is radiated into space.
- In their theory:
  - Warmer surface
    - more evaporation
    - more heat-trapping water vapor
    - less outgoing radiation (heat).
- This heat-trapping mechanism is the assumed amplification.



# Outgoing Radiation

- Monitoring outgoing radiation with the ERBE instruments since 1980's.
- 2009 study linked changes in surface temperature with the changes in outgoing radiation.\*

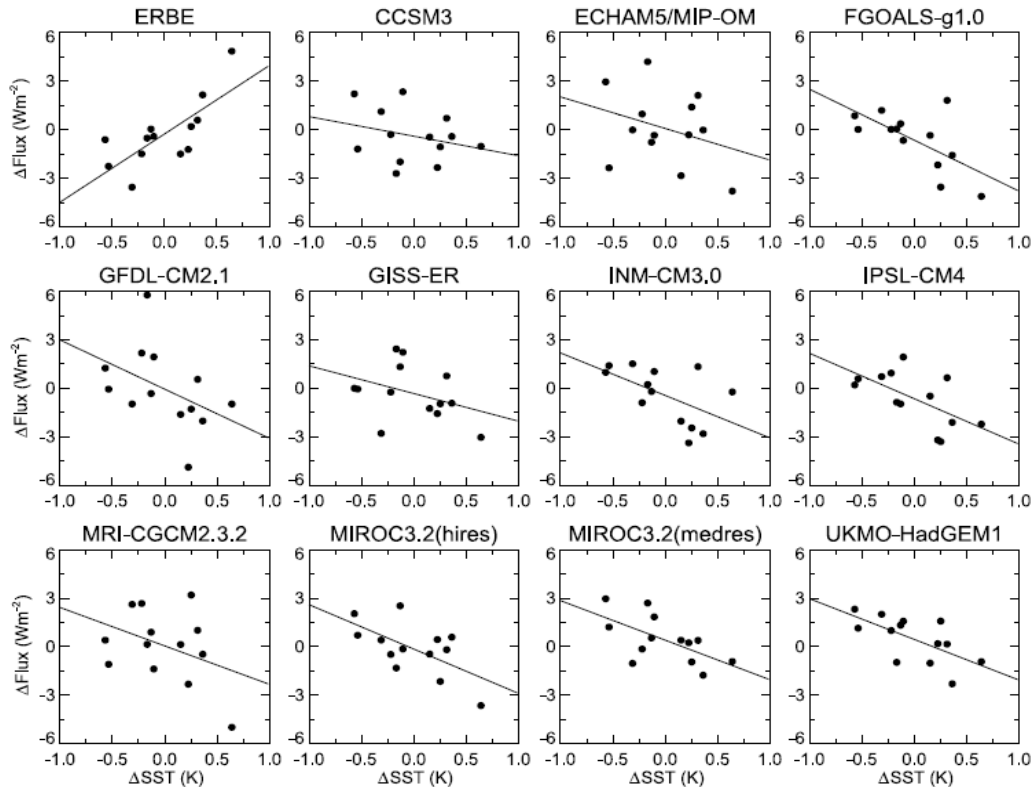


NASA's ERBS Satellite

NASA

\*Weekly and monthly timescale

# Outgoing Radiation



Outgoing radiation from earth (vertical axis) versus sea surface temperature (horizontal) – note slope. Observed by ERBE satellite (upper left graph), and as “predicted” by 11 climate models (the other graphs).

Lindzen and Choi 2009, essentially the same result in 2011.

- The earth gives off *more* heat when its surface is warmer.
- Reality is the *opposite* of what the climate models predict
  - climate models trap heat too aggressively
  - no amplification.

# Summary

Test	Climate Models
Air temperatures from 1988	Over-estimated rises, even if CO <sub>2</sub> cut drastically
Air temperatures from 1990	Over-estimated trend rise
Ocean temperatures from 2003	Over-estimated trend rise greatly
Atmospheric hotspot	Completely missing → no amplification
Outgoing radiation	Opposite to reality → no amplification

- Checked all the main predictions against the best data.
- Climate models get them all wrong.

5. Who Are You Going To  
Believe –  
The Government Climate  
Scientists, Or The Data?



# Unprofessional Conduct

- Disguise the failure of their theory in a myriad of ways.
- Easy to understand: thermometer placement.
- *Why do they only quote land thermometers, when satellites measure nearly the whole world without bias?*

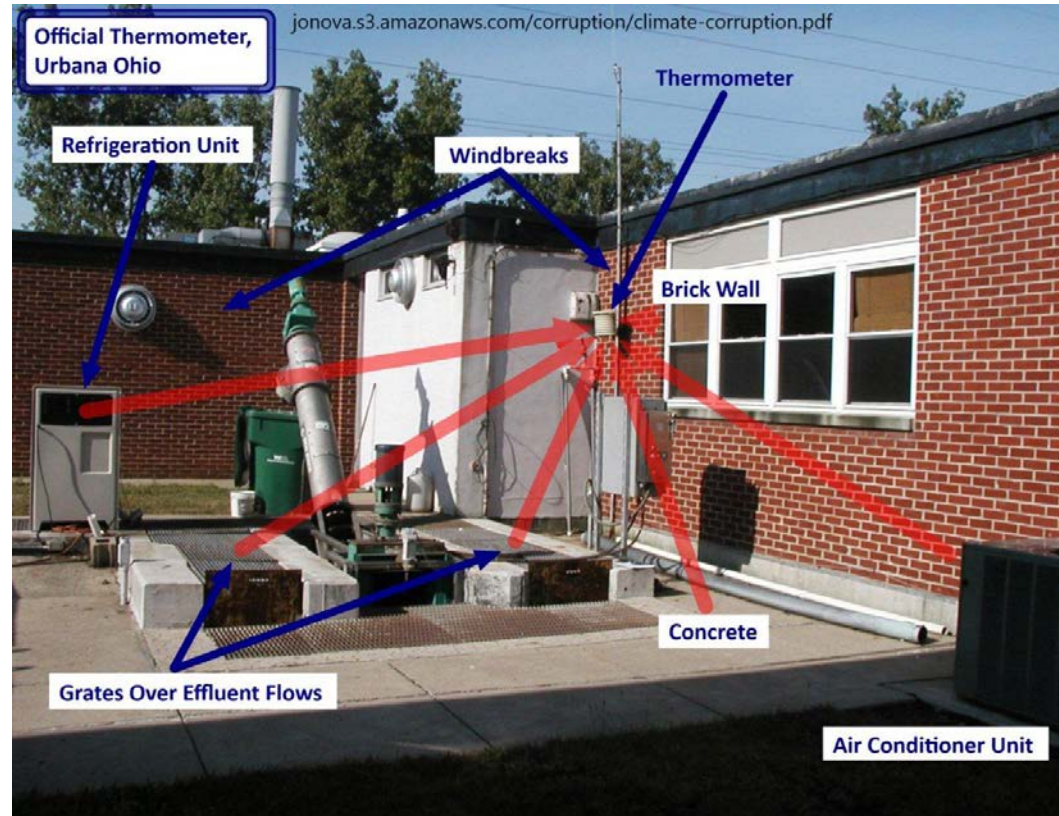


Photo courtesy of Anthony Watts, [www.surfacestations.org](http://www.surfacestations.org) and Steve Tiemeier.

Data from this thermometer is in the global temperature record.



# Thermometer Shenanigans


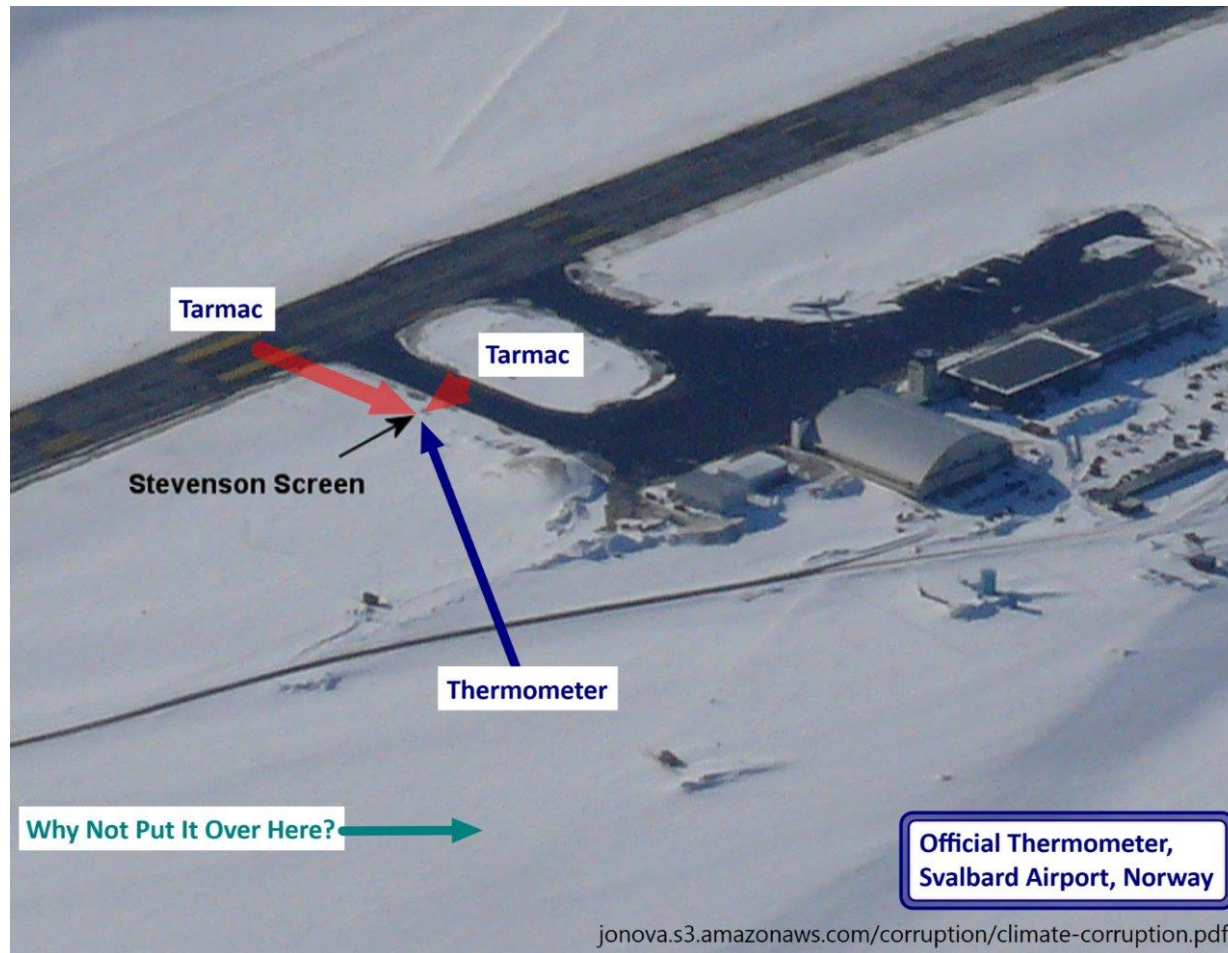


Photo courtesy of Anthony Watts, [www.surfacestations.org](http://www.surfacestations.org) and Don Kostuch.

- Volunteers surveyed most of the US land thermometers.
- 89% violated official siting rules by being too close to artificial heating sources.

# Thermometer Shenanigans



- Over half of official thermometers are at airports.
- Tarmac.
- Jet blasts.
- De-icers.
- Urban heat.

[jonova.s3.amazonaws.com/corruption/climate-corruption.pdf](http://jonova.s3.amazonaws.com/corruption/climate-corruption.pdf)

<http://wattsupwiththat.com/2010/05/13/where-the-is-svalbards-weather-station/>

# 6. General Political Points

# Unusual Political Issue


- There is a right and wrong answer.
- We will all eventually know what it is.
- We are emitting CO<sub>2</sub> anyway, so either the world heats up by several degrees by 2050, or it doesn't.





# Real Issue Avoided

- What they don't tell you:
  - 2/3 of the predicted warming is due to amplification by water feedbacks.
  - There is no debate about direct effect of CO<sub>2</sub>, because everyone agrees.
- But the media publicly ignore feedbacks, only mention:
  - Direct effect of CO<sub>2</sub>
  - Arctic ice
  - Bad weather
  - Etc.



Mbzi at en.wikipedia



Hurricane Facts

# Media Fails To Investigate

- The data presented here is
  - impeccably sourced
  - very relevant
  - publically available
  - from our best instruments.
- Yet it never appears in the mainstream media.
  - Have you *ever* seen anything like any of the figures here in the mainstream media?

If the mainstream media were interested in the truth, they would seek out the best and latest data and check the predictions against the data.

They don't.

# Media Not Curious

- Global warming has been a big issue for years.
- All the world's investigative journalists *fail to notice that the climate models get all their major predictions wrong?* Really?
- Even though we point it out to them?

It's not complicated. We all understand temperature.

The climate models said it would go up like this, heat the atmosphere like that, but it didn't.

Just download the data and check.

# “Debate” About Politics, Not Truth

- The data is being suppressed.
- So this is not about science and truth.
- So it must be about power and politics.

Reluctantly,  
uncomfortably,  
the only possible  
conclusion is that the  
media don't want to  
investigate the claims  
of the government  
climate scientists.

Why?

Who benefits?



# Who Benefits? Follow the Money...

- Skeptics
  - Private sector middle class
  - Private sector scientists, engineers
  - Amateurs
  - Internet and Talkback radio

No funding.

*I know most of the leading skeptics. We are self-funding or academics.*

No connection with Big Oil (>1995).

- Alarmists
  - UN (incl. IPCC)
  - Western governments
  - NGO's and Greens
  - Leftists
  - Government scientists
  - Renewables
  - Academia
  - Banks (carbon trading, \$143bn in 2011)

Government funding.  
Income mainly from taxes.


\$100+ billion since 1990.

# Supporters of Climate Alarmism

- Mainly either:
  - Financial beneficiaries.
  - Believers in bigger government.
  - Greenies.
- University-educated.
- Prefer government (politics and coercion) to the marketplace (voluntary transactions).
- An intellectual upper class of *word users*, who regulate and pontificate rather than produce real stuff.
- Arguably a class of parasites enriching themselves at the expense of producers.
- ***The "Regulating Class"***

# Why is Climate Change So Important to Them?

1. To regulate CO<sub>2</sub> emissions is to control energy use and thus the economy.
2. To regulate CO<sub>2</sub> worldwide requires being able to regulate *every* economy.



# Copenhagen Treaty 2009

- All the world's leaders met, to sign the Copenhagen Treaty.
- China refused, citing uncertainties in the science.
- On the Internet.
- 181 pages of dense bureaucratic language.
- *A UN bureaucracy would regulate CO<sub>2</sub> worldwide.*
- *Over-ride national government as required.*
- *It could tax and fine any signatory government.*
- No democracy or elections.
- Power would be parlayed up into strong global bureaucracy affecting more than emissions.
- Media almost entirely silent about the treaty and loss of national sovereignty.
- ***Narrowly-averted silent coup by the regulating class.***
- Climate "science" clearly flawed, just an excuse.



# Their Main Tactic – Name Calling

- If you oppose the regulating class, you get called:
  - “extremist”
  - “nut”
  - “conspiracy theorist”
  - Every version of “stupid” and “ignorant”.
- In news and current affairs, newspapers, tv shows, websites, movies,...



# Their Main Tactic – Name Calling

- Scares most people into submission.



- Above all they want to *shut up critics*, by any means short of violence.




# Their Other Tactics



- “Trust us, we are the experts. All the experts agree with us.”
- “Anyone who disagrees with us is a fool, or a nut, or just politically motivated.”
- Never debate, simply denigrate opponents.
- Bluff. Make it up if cornered. The public will never find out!

# We Are Winning – Internet

- Western public was 20% skeptical in 2008, now 50%.
- Internet trumps the mainstream media – it just takes a while.
- Suppressed data gets through.
- Precedent: Printing press broke church's monopoly on "truth".





# We Are Winning– Legislators

- Governments backing off. Now only Europe, Australia, and NZ serious about reducing emissions.
- Suppressed data through to the legislators in the US Congress with lobbyists.



# 7. Climate and You

# Global Bureaucracy — Bad Idea!

- Nowhere to run to from high taxes, persecution, exploitation.
- End of competition that keeps sovereigns in check and treating their productive citizens decently.
- Prone to tyranny taking over forever—no outside help or refuge.



# What's At Stake



The President of the European Council, Herman Van Rompuy



Chairman of the UN's IPCC, Rajendra Pachauri



David Suzuki, Canadian conservationist

Freedom from the demands of a new hostile ruling class.

The regulating class don't like

- The private sector
- People who make real stuff
- Capitalism.

# Imagine...

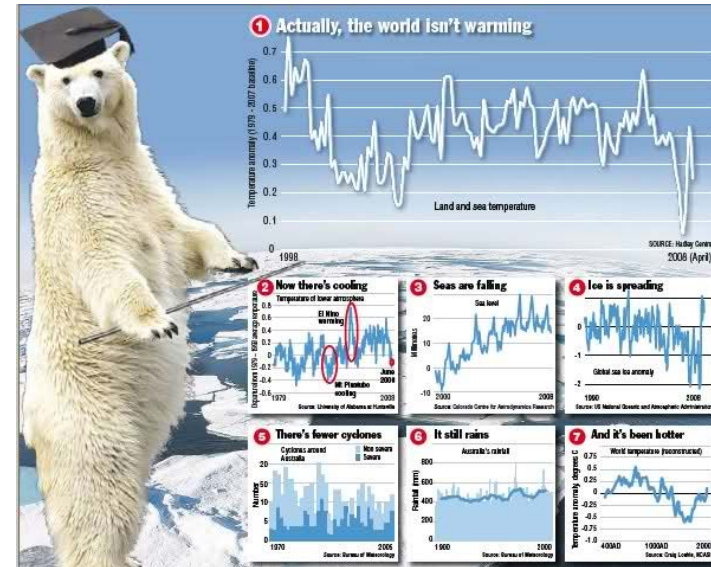
- Imagine a world where the new bureaucratic/academic/greenie class regulate and tax everywhere in the world.
- No escape.
- The traditional strategy of escape to a friendlier country would be lost, *forever*.
- The status and conditions of private sector workers everywhere would fall *permanently*.



1 green  
bureaucracy  
everywhere

# Skeptics Saved You!

- Skeptics distributed the data showing climate alarmism is greatly exaggerated.
- Spread the data just enough, just in time.
- Copenhagen Treaty almost signed.



The threat of a bureaucratic coup using climate as an excuse is receding — but still present.

# The Planet Will Be OK

- The climate models exaggerate greatly.
- Some mild warming due to our CO<sub>2</sub>.
- Tropical regions: no effect.
- Elsewhere: equivalent to moving a few km closer to the tropics.
- Good for the plants!



# Thank You

Articles and details at  
[sciencespeak.com](http://sciencespeak.com)