

Academies of Anchorage: Growing Our Own For Alaska's Future Workforce

Meet Alaska, March 22, 2024



Academies of Anchorage

What They Are

How Academies Are Being
Determined For Anchorage High
Schools

The Timeline

The Role of the Businesses
Community in Academy
Success

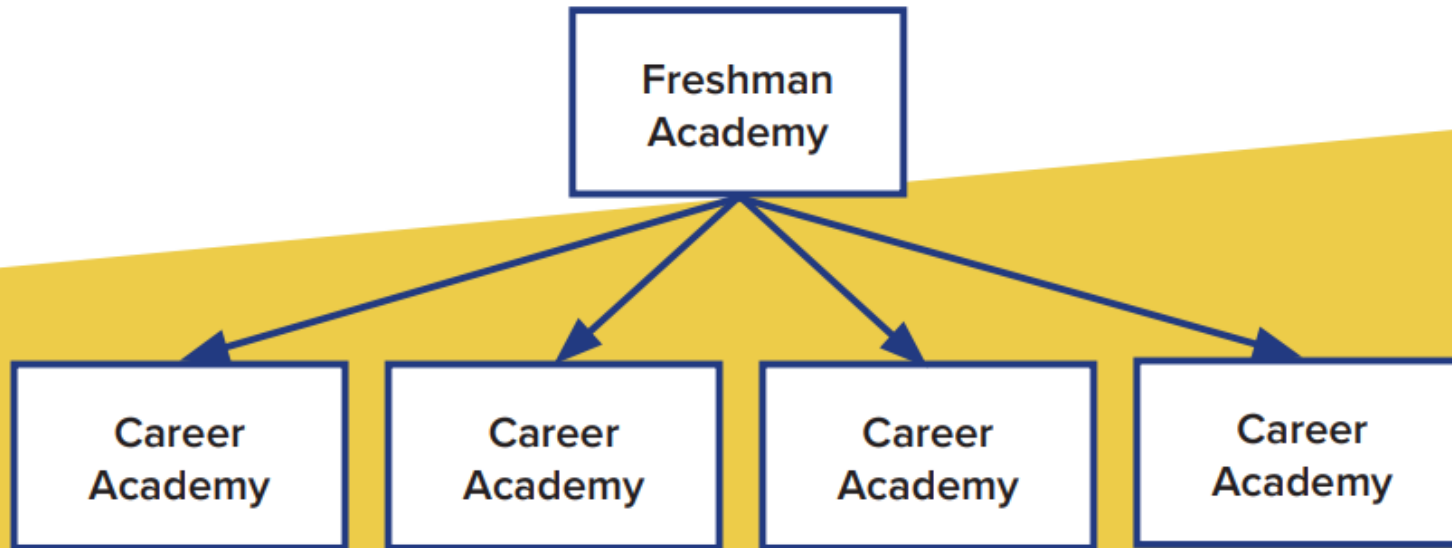
Anchorage Video



Academies of Anchorage - What

Academy Structure

.....



The number of career academies at high schools will scale based on student population.



Anchorage School District
Educating All Students for Success in Life

asdk12.org

Academies of Anchorage - How

Workforce
Projections

Current
Resources

Possible
Community
Partners

Student
Survey

Parent
Survey

Pathway
Sequence

Academies of Anchorage - How

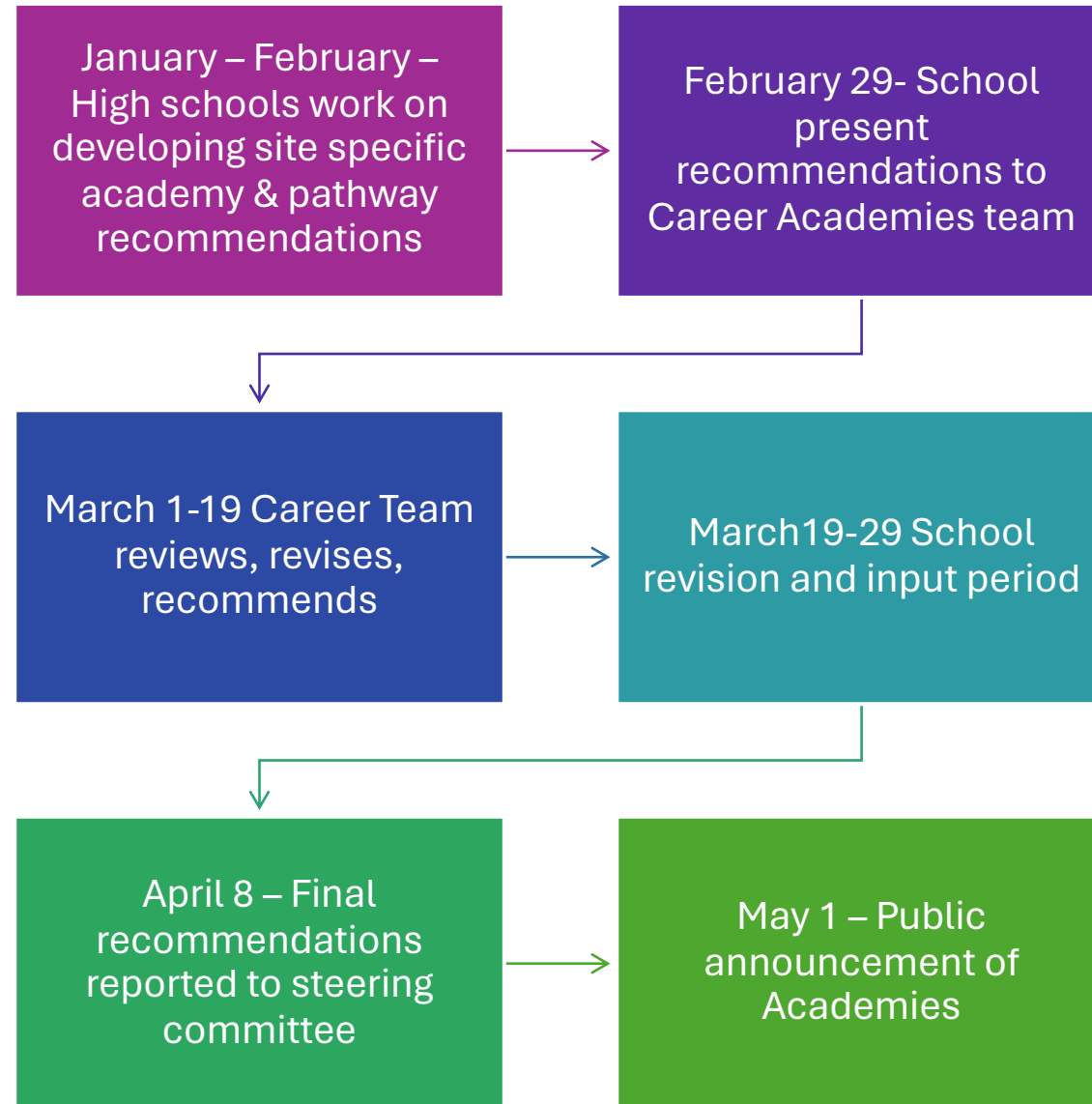
Anchorage
Job
Openings –
2023

Alaska Job
Openings –
2023

Industry Job
Growth
Projections
2020-2030 -
State

Wages

Academies of Anchorage - Timeline



HOW Can Business Get Involved

The involvement of the business community is crucial. By partnering with the Academies, businesses can:

Advise on Curriculum Development: Ensure the skills taught match the needs of your industry, creating a pipeline of ready and capable future employees.

Host Work-Based Learning Opportunities: From internships to project-based learning, provide students with hands-on experiences that bring classroom learning to life.

Engage in Direct Mentorship: Through guest speaking, career fairs and advisory boards, share your expertise and insights, helping to shape the aspirations and skills of the next generation.

WHY Should Business Get Involved

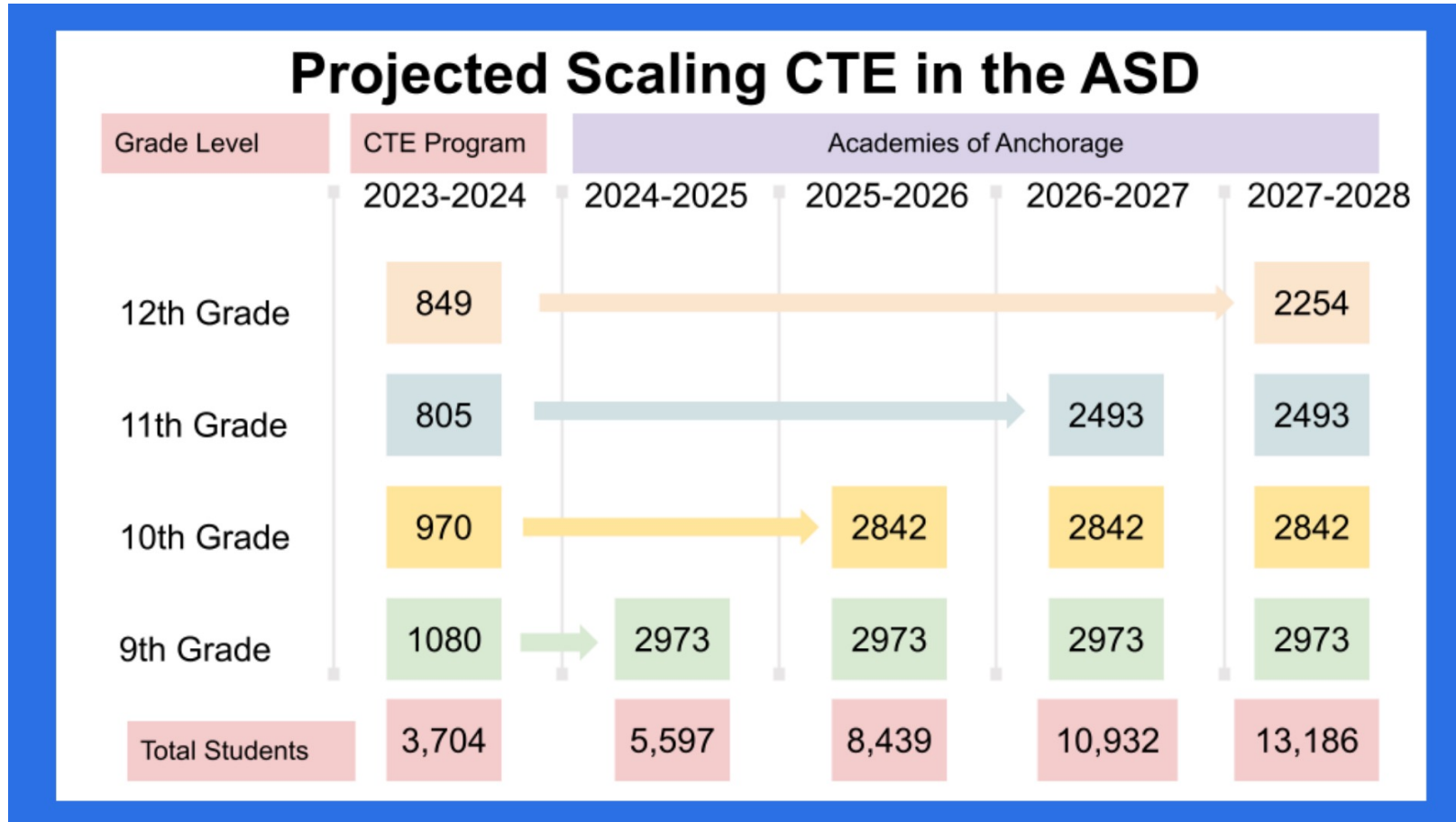
Engaging with the Academies offers significant advantages for businesses, including:

Access to a Motivated Talent Pool: Engage with students who are specifically interested in your field, reducing recruitment costs and time.

Strengthen Community Ties: Contributing to the development of local talent generates visibility and a stronger community partnership.

Increase Employee Engagement: Involvement in mentoring and educational activities can boost morale and retention among current employees.

Look at the Numbers



Why Oil, Gas and Mining Industry Should Be Involved - Workforce Projections

Where Does Anchorage Need Workers the Most?

CTE Cluster/ (Industry Cluster)	Employment (thousands)	Posted Jobs (thousands)	Ratio	LQ	Average Wage (annual, in thousands)	NGL Network Cluster Count
*Business, Management, & Administration	27.5	12.8	0.5	1.01	\$71.2	60
Hospitality & Tourism	19.2	6.8	0.4	1.09	\$38.1	71
Transportation, Distribution & Logistics	16.6	4.2	0.3	1.33	\$69.5	57
*Health Science	15.8	16.8	1.1	1.17	\$99.8	197
Public Administration	15.2	?	?	2.21	\$83	26
Marketing, Sales & Service	14.2	7.3	0.5	0.88	\$51.3	76
*Architecture & Construction	11.0	2.2	0.2	1.08	\$80.8	80
Human Services	8.2	4.5	0.5	1.03	\$52.2	47
Education & Training	7.5	2.6	0.3	0.82	\$67.7	55
Manufacturing	6.9	2.7	0.4	0.57	\$68.3	105
Law, Public Safety, Corrections & Security	5.4	2.2	0.4	1.07	\$75.3	76
Finance	5.3	2.8	0.5	0.92	\$87.1	43
Information Technology	3.0	3.4	1.1	0.61	\$92.4	176
STEM	3.0	2.0	0.7	1.38	\$116	122
Ag., Food & Natural Resources	2.9	0.8	0.3	0.60	\$62.8	85
Coal/Oil/Power, Utilities	2.6, 0.7	?	?	2.20	\$216, \$75.6	N/A
Arts, AV Tech, & Comms	2.1	0.5	0.2	0.91	\$68.6	185

Why Oil, Gas and Mining Industry Should Be Involved

- Student Surveys

Student Survey Data - District

CTE Cluster	1st Choice %
I have no idea!	14.80%
Health Science	13.10%
Arts, A/V Technology & Communications	12.50%
Science, Technology, Engineering & Mathematics (STEM)	7.50%
Architecture & Construction	6.90%
Law, Public Safety, Corrections & Security	6.40%
Human Services	5.30%
Business Management & Administration	5.00%
Information Technology	4.50%
Agriculture, Food & Natural Resources	4.10%
Transportation, Distribution & Logistics	3.40%
Education & Training	3.10%
Government & Public Administration	3.00%
Manufacturing	2.90%
Marketing	2.90%
Hospitality & Tourism	2.40%
Finance	2.20%