

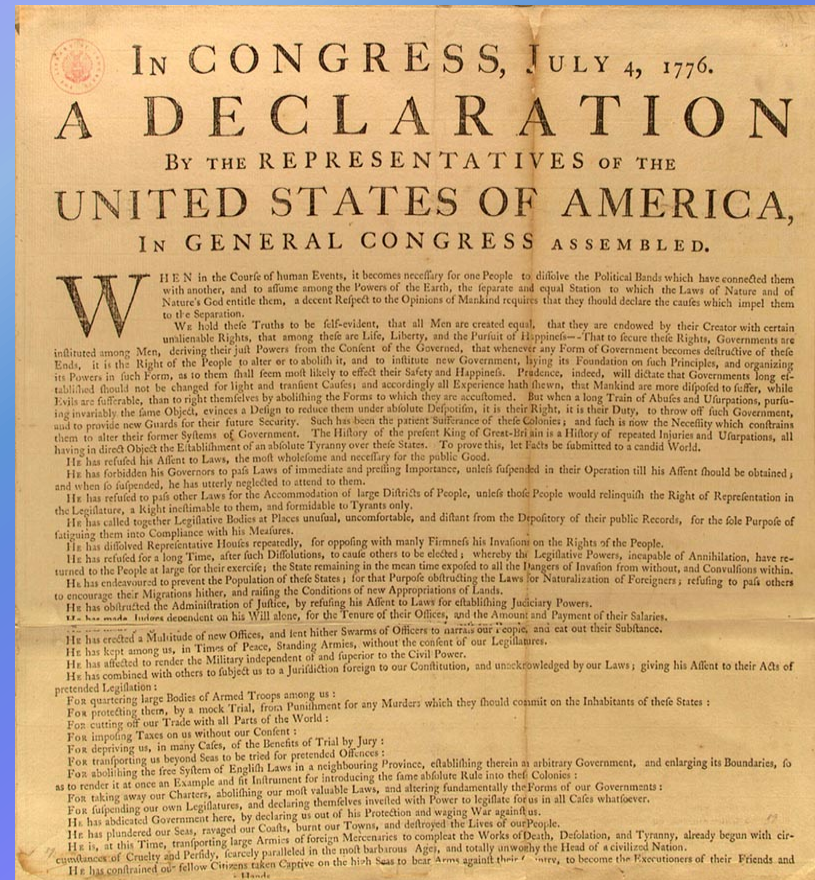


# Immigration & Workforce Development in Alaska

Margaret D. Stock

# . . . In the beginning

“The history of the present King of Great Britain is a history of repeated injuries and usurpations, all having in direct object the establishment of an absolute Tyranny over these States. To prove this, let Facts be submitted to a candid world. . . . He has endeavoured to prevent the population of these States; for that purpose obstructing the Laws for Naturalization of Foreigners; refusing to pass others to encourage their migrations hither, and raising the conditions of new Appropriations of Lands.”





- Russia
- Germany
- Ireland
- Philippines
- Norway
- Sweden
- Canada



# National Myth

*"Give me your tired, your poor,  
Your huddled masses yearning to  
breathe free,  
The wretched refuse of your teeming  
shore.  
Send these, the homeless, tempest-  
tossed to me.  
I lift my lamp beside the golden  
door!"*

Emma Lazarus



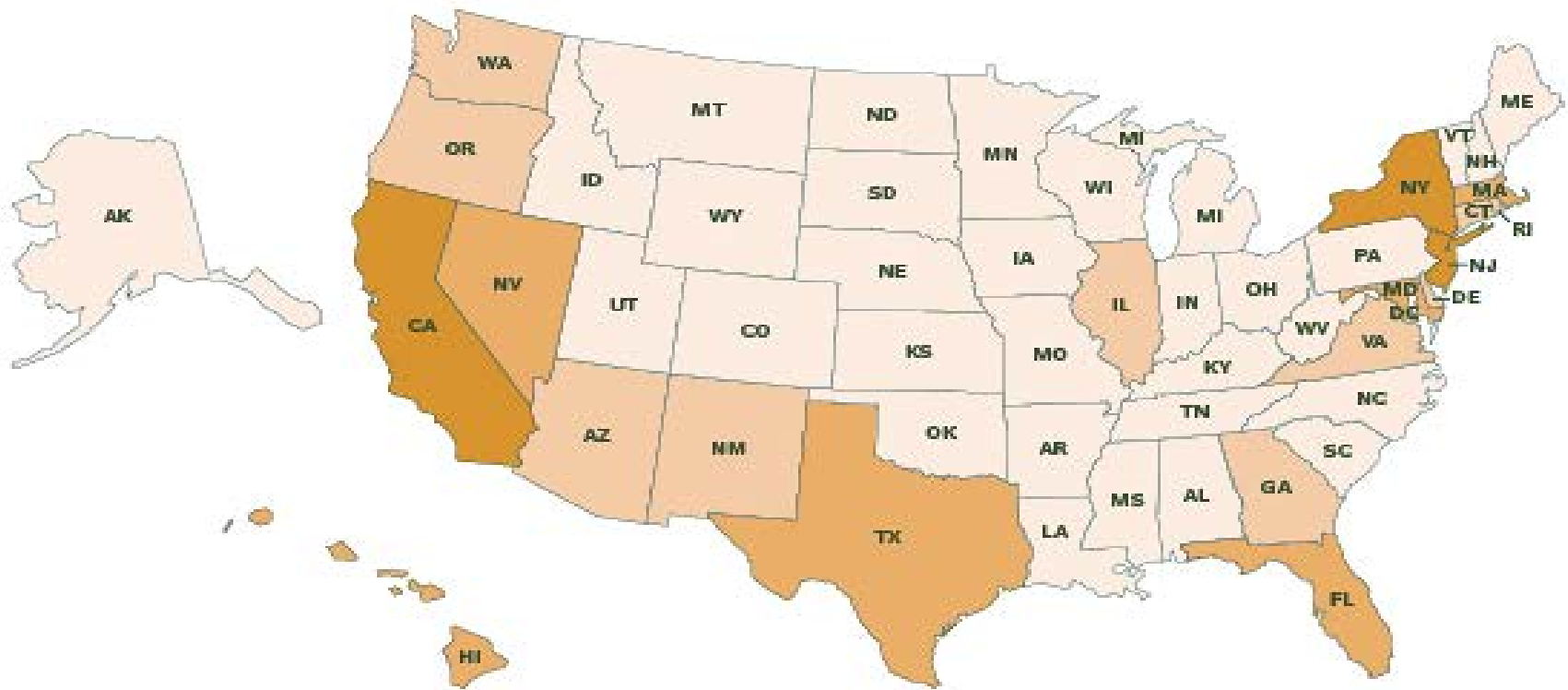
# National Reality

- 8-20 million “illegal” or “undocumented” or “unauthorized” immigrants
- Backlogs and quotas for legal immigration
- Heavy burdens on citizens and employers
- “Immigration law is a mystery and a mastery of obfuscation”



# Share of States' Population That Is Foreign-Born, 2012

20% and Higher    14% to 20%    9% to 14%    Less Than 9%



- Canada
- United Kingdom
- South Korea
- Philippines
- Mexico
- Nigeria
- China
- Japan


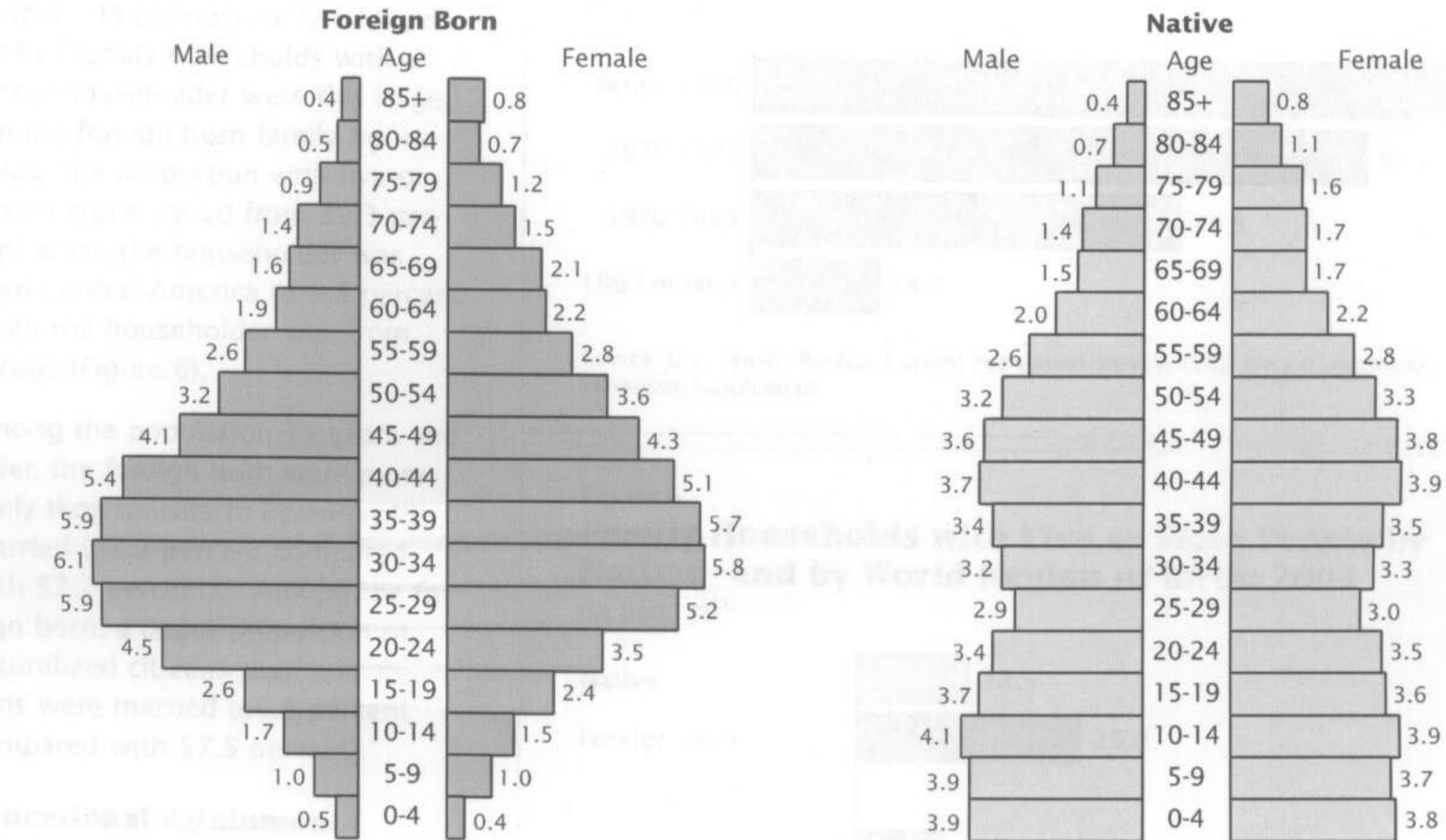


Figure 4.

### Native and Foreign-Born Populations by Age and Sex: 2003

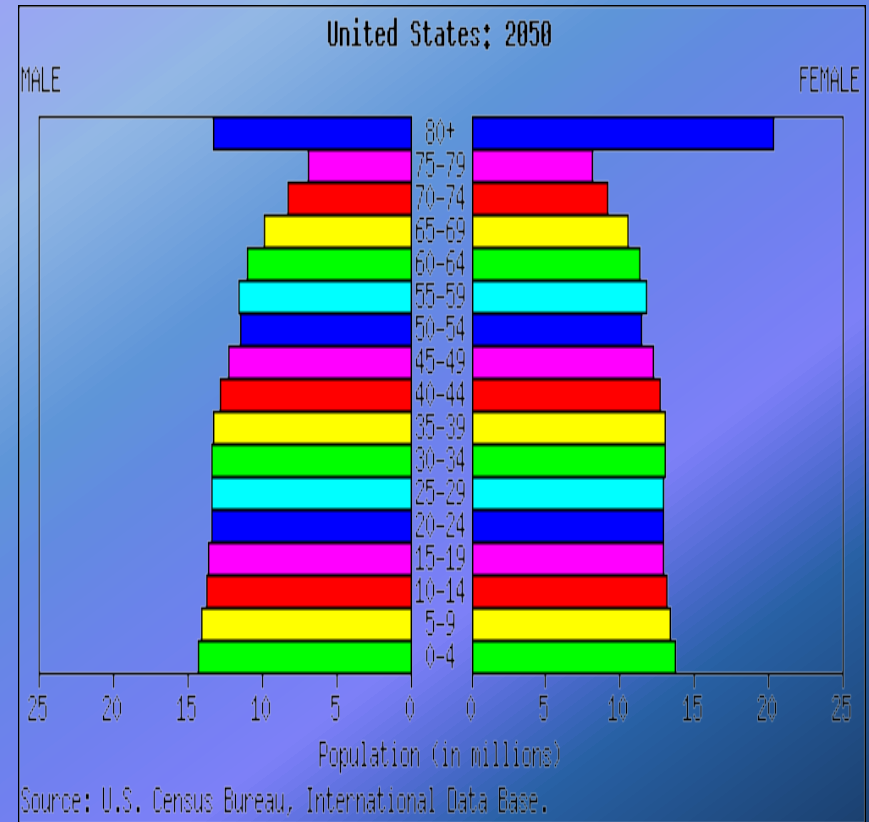
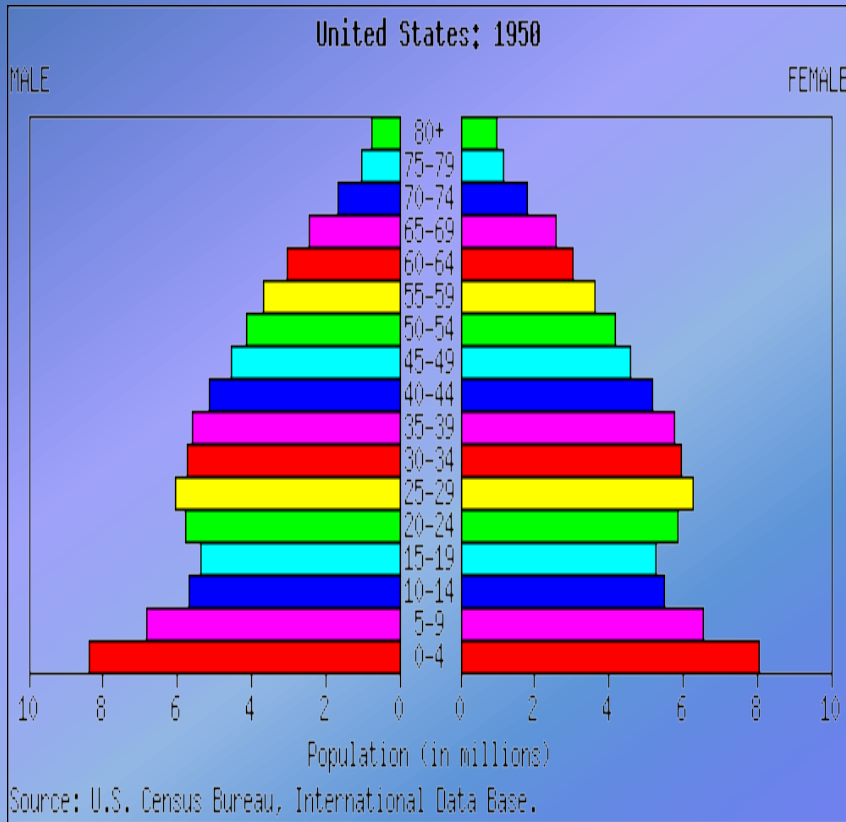
(In percent)<sup>1</sup>



<sup>1</sup>Each bar represents the percent of the foreign-born (native) population who were within the specified age group and of the specified sex. Source: U.S. Census Bureau, Current Population Survey, 2003 Annual Social and Economic Supplement.




# Demographic challenges




# From “Alien” to “Citizen”


**“Alien”**



**Non-immigrant**



**Immigrant (“green card”)**




**Citizen**




# Immigration Waiting List by Category

## FAMILY IMMIGRANT WAITING LIST

by category

Unmarried sons & daughters of US citizens **288,705**  


Spouses & children of permanent residents **220,313**  


Unmarried sons & daughters of permanent residents **486,597**  


Married sons & daughters of US citizens **830,960**  



Brothers & Sisters of Adult US citizens **2,473,114**  


## EMPLOYMENT IMMIGRANT WAITING LIST

by category

Priority workers **2,547**  


Workers with advanced degrees or exceptional ability **6,892**  


Skilled workers, professionals, other workers **99,978**  


Certain Special Immigrants **479**  


Employment Creation: reserved for investors in a targeted rural or high-unemployment rates **3,162**  


Source: [www.travel.state.gov](http://www.travel.state.gov)





ONE BORDER  
THAT HASN'T BEEN  
CROSSED IN YEARS...

IMMIGRATION POLICY

NOPE,  
TOO  
HARD.

PROPERTY  
OF US AND  
STATES  
WILL BE  
SHARED

THE CLASH-LATED  
© 2010 CREATORS.COM

MARVIN  
GINSBY

# The Good, the Bad, the Ugly for Alaska Employers

- J-1 exchange visas
  - Senator Begich change
- F-1 students
- STEM extension
- Treaty NAFTA
- E-1/E-2 investor/trader visas
- H-1B professional visas
- H-2B seasonal or temporary worker visas
- L-1 transferee visas
- Everify
- “Walmart” clauses


# Why does it take so long?

- Artificial quotas that do not relate to the realities of a global world
- Complexity of the process
- Constantly changing laws, regulations, and policies
- Government inefficiency











# Margaret D. Stock

Casadia Cross Border Law Group LLC

4141 B Street, Suite 205

Anchorage, AK 99503

(360) 671-5945

[mstock@americanlaw.com](mailto:mstock@americanlaw.com)